

AA-AB-ABS-ABN-AK-AKS-AKN ENGINE MODELS

Important Notice

The manuals contained in this computer file are reproductions from the "Wisconsin Engine" counter catalog, part number "S236". This manual was last produced in the mid 1980's.


As with any printed data, the information contained in these manuals may not be the most up-to-date available. It is provided as a convenience to our customers and all information should be verified before making repairs to an engine or component.

SERVICE FACILITIES

WISCONSIN MOTORS, L.L.C. Distributors and Service Centers, located throughout the U.S. and foreign countries, have been carefully selected to insure complete and efficient repair and inspection services to owners of **WISCONSIN MOTORS** Engines. These service centers, equipped and staffed for complete engine repair, also stock engines parts to facilitate immediate delivery for the complete line of **WISCONSIN MOTORS** Engines.

Order parts from the **WISCONSIN MOTORS, L.L.C.** Distributor or Service Center in your locality. Refer to the Yellow Pages of the Telephone Directory under **ENGINES**, or visit our website, www.wisconsinmotors.com to locate a distributor in your area. You can also call Wisconsin Motors toll free, 800-932-2858.

The MODEL, SPECIFICATION and SERIAL NUMBER of your engine must be given when ordering parts. The MODEL, SPECIFICATION and SERIAL NUMBER are on the engine nameplate.



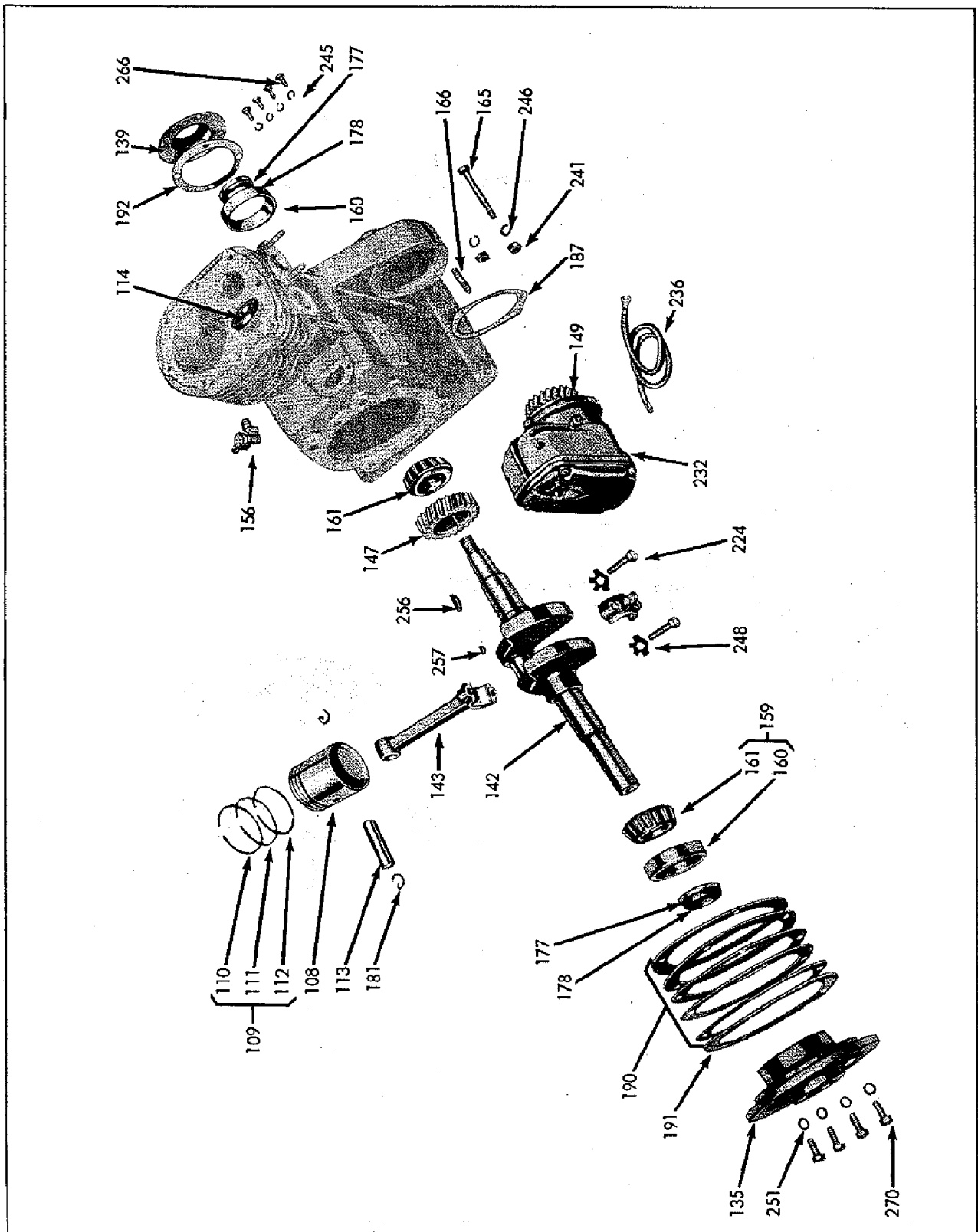
**Wisconsin
Motors, LLC**

Sales Office

2020 Fletcher Creek Drive - Memphis, TN 38133

Phone (901) 371-0353 Toll Free 800-932-2858

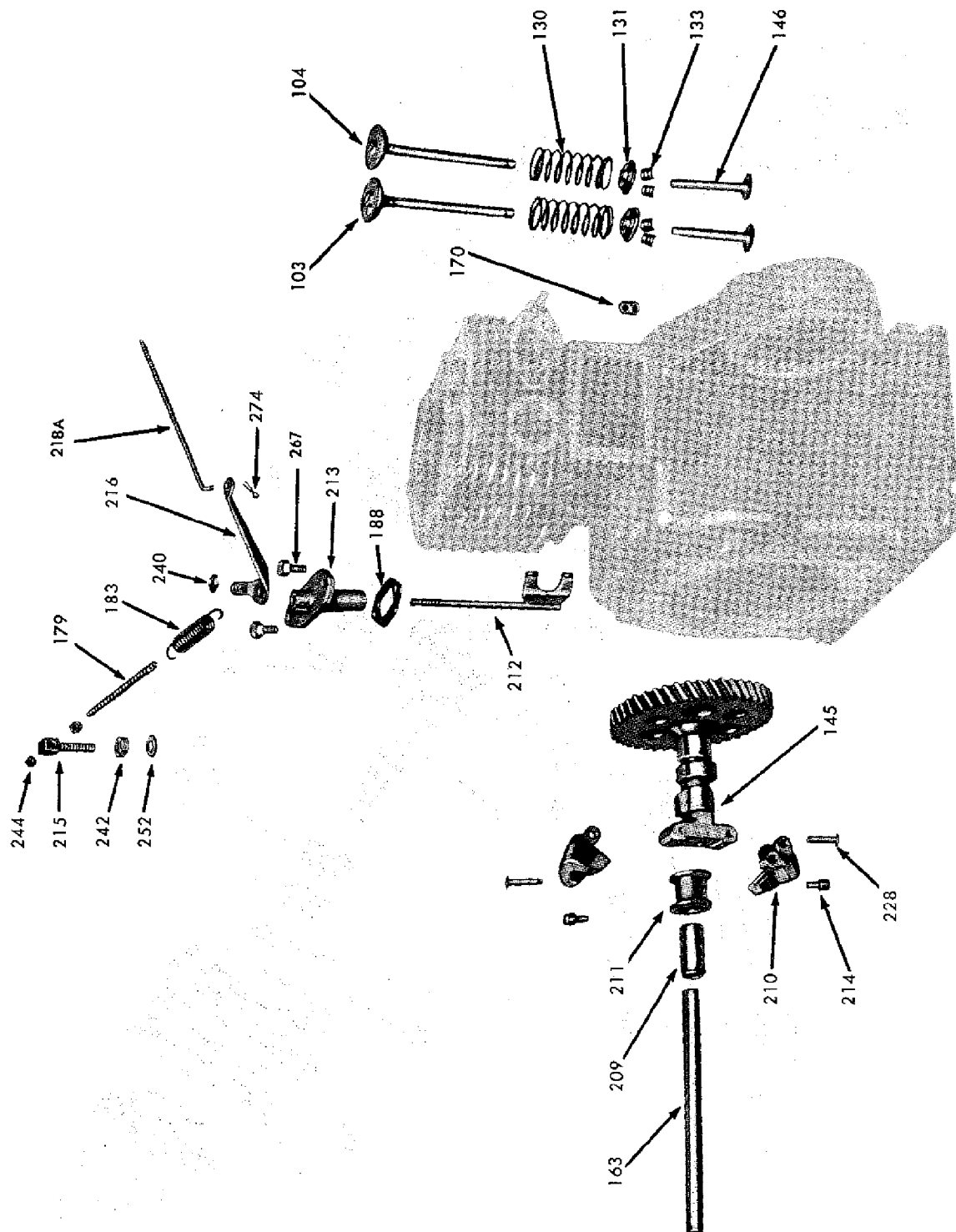
www.wisconsinmotors.com



BEARING PLATE, CRANKSHAFT, PISTON AND CONNECTING ROD GROUP

Parts are identified by reference number. See parts list for correct part number.


133556C-1



VALVES, GOVERNOR AND CAMSHAFT GROUP

Parts are identified by reference number. See parts list for correct part number.

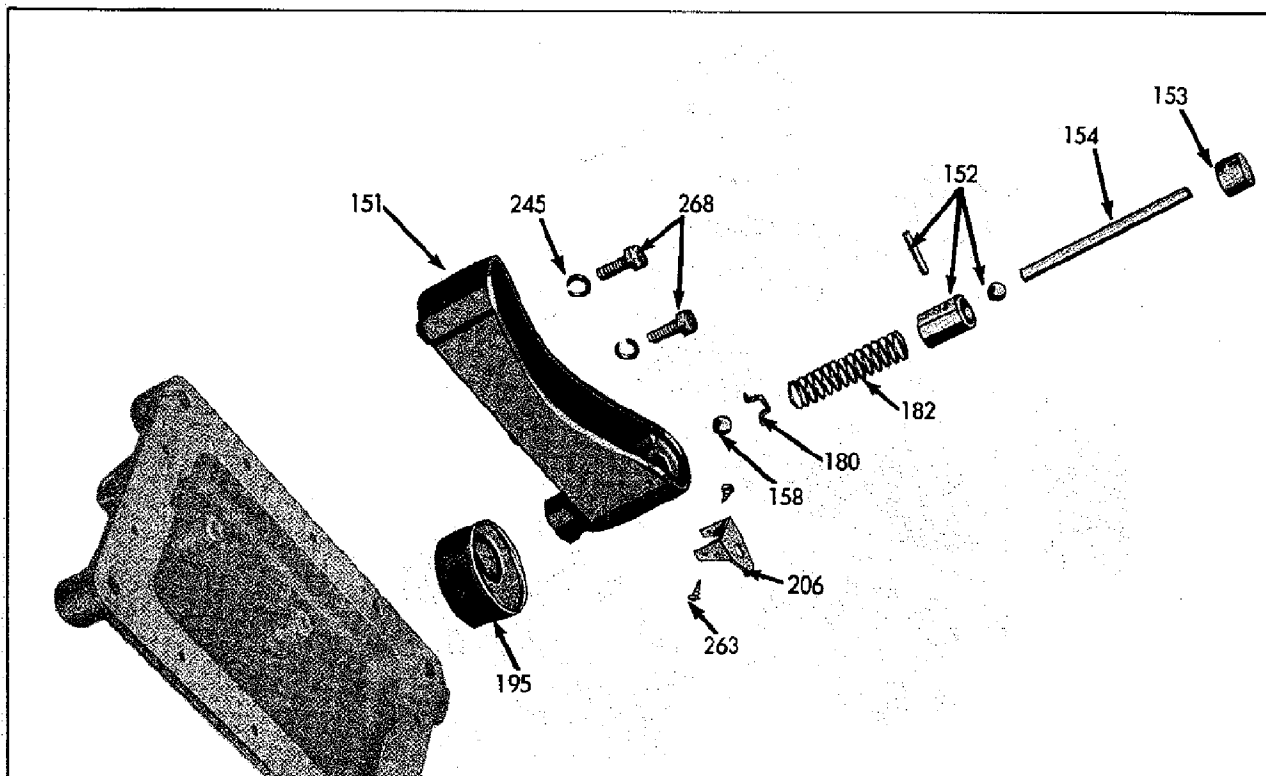
133554C



FLYWHEEL, AIR SHROUD AND FUEL TANK GROUP

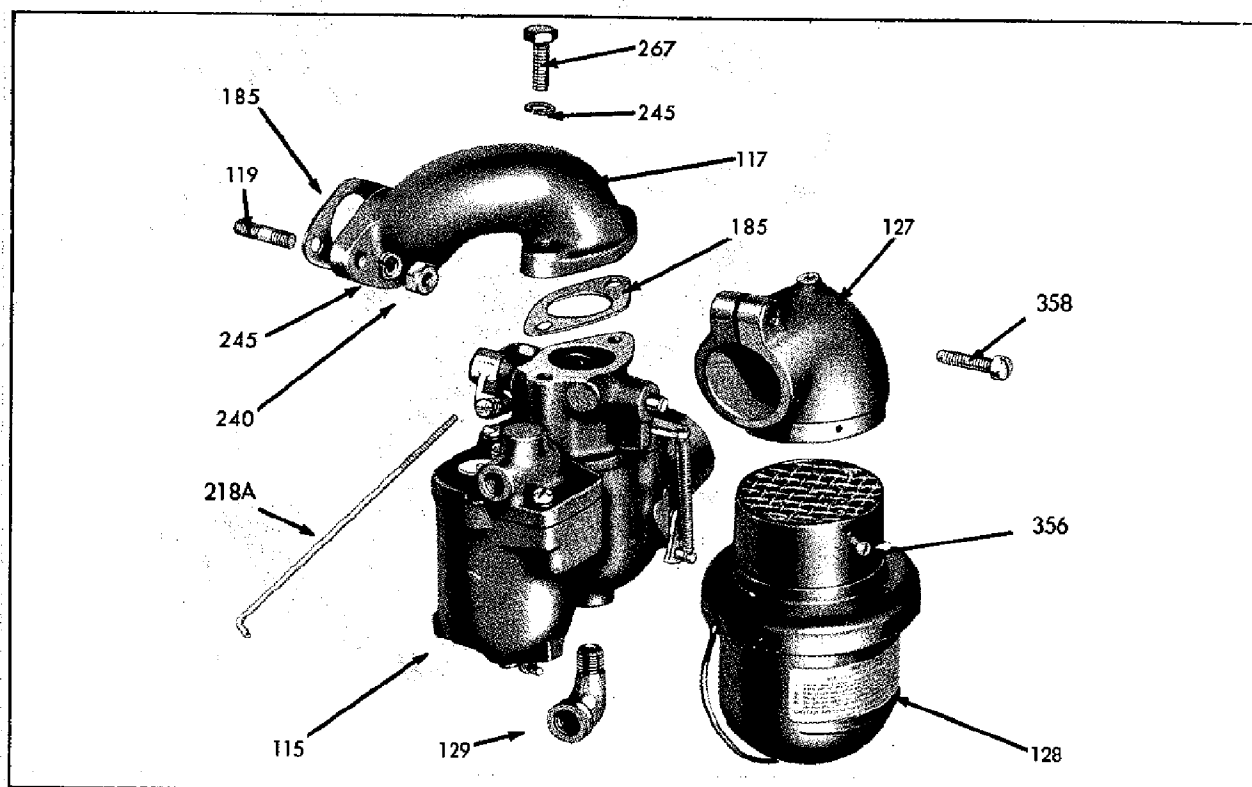
Parts are identified by reference number. See parts list for correct part number.

133555C



Ref. No. 150 OIL PUMP ASSEMBLY

70572C




CARBURETOR AND AIR CLEANER MOUNTING FOR ABS ENGINE

85580C

Parts are identified by reference number. See parts list for correct part number.

PARTS LIST

REF. NO.	PART NUMBERS				DESCRIPTION	NO. REQ	NET WT.	
	Model AA	Models AB, ABN	Model ABS	Models AK, AKS, AKN			Lb.	Oz.
101	See Fig. 1	See Fig. 1	See Fig. 1	See Fig. 1	CYLINDER and CRANKCASE ASSEMBLY Complete with valves, springs, seats, locks, inserts, cover and gasket. NOTE: On AK, AKS and AKN engines, beginning with Serial 2,020,001, the cyl-crankcase is designed so that the valve tappets are directly in line with the valve stems. (Previous to this there was a 3/32" offset.) New style cyl-crankcases are interchangeable with the old style, providing the new style Camshaft Assembly (EA-101-F-S1) is also used.	1	25	
	See Fig. 1	See Fig. 1	See Fig. 1	See Fig. 1	CYLINDER and CRANKCASE With valve seat inserts only. NOTE: The part number of the cylinder & crankcase is stamped on the case in the location shown in Fig. 1. ORDER BY THIS NUMBER and by giving Model Specification & Serial Numbers of the engine. Also specify whether you want a cylinder and crankcase complete with valves, springs, seats and etc. or with just the valve seat insert as shown.	1	24	
					 Fig. 1 90845C			
102	AB-76-E	AB-76-E	AB-76-E	AB-78-J	CYLINDER HEAD AB-78, AB-78-2, AB-78-4, AB-78-5 Cylinder heads, replaced by AB-78-J.	1	1	8
103	AE-73-C	AE-73-C	AE-73-C	AE-74-C	EXHAUST VALVE , standard	1		4
	AE-73-D	AE-73-D	AE-73-D	AE-74-D	STELLITE EXHAUST VALVE	1		4
104	AE-73-N	AE-73-N	AE-73-N	AE-74-N	INLET VALVE NOTE: The above are new type valves which employ a split bushing for retaining. For engines to and including No. 67158, equipped with the old type valve using a pin for retaining, the new type must be ordered. Also order 1 AG-26 seat and 1 pr. AH-9 split bushings for each valve. The old type valves are no longer available. Valves are also furnished with .004" oversize valve stem.	1		4
108	DB-178-A	DB-184-A	DB-184-A	DB-186-A	PISTON , standard size NOTE: On "AB" engine DB-177A (with 3 rings) replaced by DB-184-A. Pistons are also furnished .005", .010", .020" and .030" oversize and semi-finished.	1		8
109	DR-1	DR-3 (See Note)	DR-3	DR-4	PISTON RING SET , standard size Consisting of:	1		4
110	DC-154 (I used)	DC-155	DC-155	DC-161	COMPRESSION RING	2		1
111	DC-154-1	DC-155-1	DC-155-1	DC-161-1	SCRAPER RING	1		1
112	DC-156	DC-157	DC-157	DC-162	OIL RING NOTE: On "AB" engine for DB-177-A Piston with three ring grooves order DR-2 ring set. Piston rings and ring sets are also furnished .005", .010", .020" and .030" oversize.	1		1


Order parts from nearest **SERVICE STATION** shown in directory following parts list.
IMPORTANT: Always give Model, Specification and Serial Numbers as shown on name plate.

PARTS LIST

REF. NO.	PART NUMBERS				DESCRIPTION	NO. REQ	NET WT.	
	Model AA	Models AB, ABN	Model ABS	Models AK, AKS, AKN			Lb.	Oz.
113	DE-66	DE-67	DE-67	DE-68	PISTON PIN, standard size Piston pins are also furnished .005", .010", .020" and .030" oversize.	1		2
114	HG-156-1	HG-156-1	HG-156-1	HG-214	VALVE SEAT INSERT (Std.) exhaust only For AK, AKS, AKN engines beginning with Serial No. 1550653. HG-214 (17/64" wide) replaces HG-149-1 (not interchangeable) HG-149-1 Insert (3/16" wide) for engines to and including Serial No. 1550652.	1		1
	HG-156-D	HG-156-D	HG-156-D	HG-201-D	STELLITE EXHAUST VALVE SEAT INSERT	1		1
115			L-16-33		STROMBERG Model UR-3/4" No. F-5749	1	1	2
116	L-26-2 (A-18010)	L-26-2 (A-18010) L-52-G VH-63 L-51-F 11194 rep'l. 11027	L-52-C VH-53	L-26-A (A-18020) L-52-C VH-53 L-51-E 11193 rep'l. 11026	STROMBERG Model OH-5/8"..... MARVEL-SCHEBLER CARBURETOR ZENITH CARBURETOR L-26-2, L-52 Carburetors for AB, ABN, replaced by L-52-G. L-26-A, L-52-A Carburetors for ABS, AK, AKS, AKN, replaced by L-52-C. L-51-A, replaced by L-51-F for ABN, L-51-E for AKN. NOTE: The above are standard carburetors. Refer to stamped part or model number on carburetor for replacement carburetor or parts. See carburetor bulletins in back of manual for service replacement parts list.	1	1	1
117			LC-253		INLET MANIFOLD	1	1	
118	NC-126	NC-126	NC-126	NC-137	FLYWHEEL	1	8	8
119	PC-368	PC-368		PC-368	STUD - carburetor mounting	2		1
NOTE: On "ABS" for LC-253 Inlet Manifold, order 2 PC-344 Studs.								
120	Q-1	Q-1	Q-1-A	Q-2	GASKET SET	1		6
121	QD-568-E	QD-568-E	QD-568-E	QD-604-A	GASKET for cylinder head	1		1
122	SE-53-B	SE-53-B	SE-53-B	SE-53A-S1	AIR SHROUD ASSEMBLY	1	2	10
					NOTE: Models AA, AB, ABS engines to and in- cluding engine No. 349730 order SE-53B-6-S1 (with old style fuel tank). Models AK and AKS engines to and in- cluding engine No. 343924 order SE-53A-8-S1 (with old style fuel tank).	1	2	12
127	See Page 32	See Page 32	BI-243A-S1 BI-298-S1	See Page 33	AIR CLEANER BRACKET—Stromberg carburetor AIR CLEANER BRACKET—Schebler carburetor.. BI-225B-1-S1 replaced by BI-298-S1.	1	2	
128	See Page 32	See Page 32	LO-28 LO-113	See Page 33	AIR CLEANER—United Specialties No. T030-6325 For Stromberg Carburetor. AIR CLEANER—United Specialties No. 76B1..... For Schebler Carburetor. LO-28-A replaced by LO-113.	1	1	8
129			LO-38		CARBURETOR DRIP ELBOW with Stromberg carburetor	1		2

Order parts from nearest **SERVICE STATION** shown in directory following parts list.
IMPORTANT: Always give Model, Specification and Serial Numbers as shown on name plate.

PARTS INTERCHANGEABLE ON MODELS AA, AB, ABS, ABN, AK, AKS, AKN

Ref. No.	Part Number	Description	No. Req.	Net Wt. Lb. Oz.	Ref. No.	Part Number	Description	No. Req.	Net Wt. Lb. Oz.
130	AF-43	VALVE SPRING, standard	2	1	146	FA-42-A	VALVE TAPPET	2	2
	AF-49-A	VALVE SPRING, exhaust	1	1			FA-42 replaced by FA-42-A.		
		For engines with Stellite exhaust valve.			147	GA-34-A	CRANKSHAFT GEAR	1	14
131	AG-26	VALVE SPRING SEAT (Beginning with engine No. 67159 on earlier engines furnish AG-19).	2	1	149	GD-87-B	MAGNETO DRIVE GEAR	1	12
							For Fairbanks-Morse & Wico magnetos.		
133	AH-9	VALVE SPRING SEAT LOCK (Beginning with engine No. 67159 on earlier engines furnish PA-229 pins).	2 pr	1		GD-87-A	GEAR for Eisemann magneto	1	10
134	BB-116-B	ENGINE BASE	1	4 8	150	K-98	OIL PUMP ASSEMBLY COMPLETE	1	1 6
		On 'ABS' aluminum base replaced by BB-116-B.					Consisting of:		
135	BG-170-S1	BEARING PLATE ASSEMBLY	1	2 8			1 KA-59-B Body		
		Take-off end. Consisting of:					1 KF-14 Plunger		
		1 BG-170 Plate					2 ME-38 Balls		
		1 PH-254 Retainer					1 PA-217 Pin		
		1 PH-256 Oil seal					1 PK-50-A Retainer		
		On 'ABS' aluminum plate replaced by BG-170-S1.					1 PM-58 Spring		
139	BG-171-S1	BEARING PLATE	1	4			1 SA-80 Cover		
		With oil seal, flywheel end.					2 XA-64 Screws		
140	BK-71	FUEL TANK BRACKET	1	1			1 RD-107 Strainer		
142	See Fig. 2	CRANKSHAFT ASSEMBLY	1	10	151	KA-59B-1-S1	OIL PUMP BODY	1	14
		Consisting of:					With check ball seat insert.		
		1 Crankshaft			152	KF-14-S1	OIL PUMP PLUNGER ASSEMBLY	1	2
		1 GA-34-A Gear					Consisting of:		
		2 ME-88 Bearings					1 KF-14 Plunger		
		1 PL-21 Key					1 ME-38 Ball		
		NOTE: The part number of the crankshaft will be found stamped on the cheek facing the flywheel end of shaft as illustrated in Fig. 2. ORDER BY THIS NUMBER and by giving the Model, Specification and Serial Numbers of the engine.					1 PA-217 Pin		
					153	KF-19-A	CAP for oil pump plunger push rod	1	1
		Fig. 2 90846C			154	KF-22	OIL PUMP PUSH ROD	1	2
143	DA-70A-S1	CONNECTING ROD ASSEMBLY	1	7	156	LO-31-B	BREATHER for crankcase	1	3
		Consisting of:					LO-31-A replaced by LO-31-B.		
		1 DA-70A Connecting rod			157	LP-43	FUEL STRAINER, Tiltson OW-480-T.	1	5
		HG-229-A Bushing					NOTE: See illustrations in back of parts list for service replacement parts.		
		2 PE-82 Lockwashers			158	ME-38	CHECK BALL	1	1
		2 XD-19A Capscrews					For oil pump, 5/16" dia. steel.		
		DA-55B-S1 and DA-55C-S1 replaced by DA-70A-S1.			159	ME-88	MAIN BEARING ASSEMBLY	2	1 4
		DA-53B-2-S1 replaced by DA-70A-4-S1, for earlier engines less oil pump.					Consisting of:		
		Connecting rods are also furnished .010" .020" and .030" undersize.			160		1 ME-88-1 Bearing cup (Timken 15250X)		
					161		1 ME-88-2 Bearing cone (Timken 15118)		
145	EA-101F-S1	CAMSHAFT ASSEMBLY	1	2 8	163	PA-264	CAMSHAFT SUPPORT PIN	1	4
		Consisting of:			165	PB-164	SCREW, 5/16"-24 thread x 2-5/8" long ..	1	1
		1 EA-101G Camshaft					For mounting Fairbanks-Morse and Wico magnetos, h's.		
		1 GB-49 Gear					XL-140, 5/16"-18 thread x 2-1/4" long.	1	1
		1 PA-264 Support pin					For Eisemann Magneto.		
		1 PL-21 Key			166	PC-362	STUD, 5/16" x 1-3/8" long	1	1
		EA-101A-S1 and EA-101D-S1 replaced by EA-101F-S1.					For mounting Fairbanks-Morse and Wico Magneto, lower hole.		
							PC-188, 5/16" x 1-5/8" long	1	1
							For Eisemann Magneto.		
					169	PE-57	LOCKWASHER for rope starter sheave ..	1	1
					170	PF-102	BREATHER	1	1
							For valve spring compartment.		
					172	PG-206	STRAP for ignition cable support	1	1
					173	PG-431	FUEL TANK STRAP	2	6
							(On "AA" engine beginning with No. 349101, "AB, ABS" No. 349731, "AK, AKS" No. 343925. For all "ABN" and "AKN" engines.)		
							NOTE: Steel Binder Strapping and Seal for mounting fuel tank, on engines sent out from the factory, are not serviceable in the field. Order PC-431 straps with XA-88 screw, PD-77 nut and PE-3 lockwasher.		
						PG-186-C	FUEL TANK STRAP (flywheel end) AA engine to and including No. 349100. AB and ABS No. 349730.		

Order parts from nearest **SERVICE STATION** shown in directory following parts list.

IMPORTANT: Always give Model, Specification and Serial Numbers as shown on name plate.

PARTS INTERCHANGEABLE ON MODELS AA, AB, ABS, ABN, AK, AKS, AKN

Ref. No.	Part Number	Description	No.			Ref. No.	Part Number	Description	No.		
			Req	Lb	Oz				Req	Lb	Oz
	PG-187-B	FUEL TANK STRAP (take-off end) AA engine to and including No. 349100, AB and ABS No. 349730.				219	WD-17-B	MUFFLER	1		8
	PG-268-A	FUEL TANK STRAP (flywheel end) AK, AKS to and including No. 343924.				220	WE-112-E	FUEL TANK with cap	1	2	4
	PG-269-A	FUEL TANK STRAP (take-off end) AK, AKS to and including No. 343924.						For AA engines beginning with No. 349101. For AB, ABS No. 349731. For AK, AKS No. 343925, and for all ABN and AKN. NOTE: Fuel tanks are mounted to the tank bracket with steel binder strapping, which is not serviceable in the field. When replacing fuel tank, be sure and order correct replacement straps.			
177	PH-254	RETAINER for main bearing oil seal ...	2	1			WE-112	FUEL TANK with cap for AA engine to and including No. 349100, AB & ABS No. 349730, AK and AKS No. 343924.			
178	PH-256	SEAL for main bearing cork oil	2	1							
179	PI-121	SCREW for governor spring adjusting	1	2		223	XD-19	SCREW, 5/16"-18 thread x 1-1/4" long. 3-for mounting cylinder head on AA, AB, ABS, ABN. 4-for mounting cylinder head on AK, AKS, AKN.	7		1
180	PK-50-A	RETAINER for oil pump check ball..... PK-50 Retainer, replaced by PK-50-A.	1	1							
181	PK-69	PISTON PIN RETAINER	2	1		224	XD-19-A	SCREW (Special hardness) 5/16"-18 thread x 1-1/4" long, for connecting rod.	2		1
182	PM-58	SPRING for oil pump plunger	1	1		225	XD-22	SCREW (Special hardness) 5/16"-18 thread x 1-3/4" long	1		1
183	PM-74	GOVERNOR SPRING	1	2		226	XD-23	SCREW (Special hardness) 5/16"-18 thread x 2" long	6		1
185	QC-53	GASKET for carburetor flange	1	1				2-for mounting cylinder head on ABN. 4-for mounting cylinder head on AKN.			
186	QD-569-A	GASKET for engine base	1	1		228	XJ-47	RIVET for governor flyweight toggle.....	2		1
187	QD-570-A	GASKET for main bearing plate	1	1		230	XK-66-2	STREET ELL for muffler mounting	1		4
188	QD-571	GASKET for governor yoke shaft bracket ..	1	1		232	Y-68A-S1	WICO XH-1295C MAGNETO with gear replaces Y-57-S1 Wico XH-1295 and Y-24E Wico C-1295. These magnetos are interchangeable on engines No. 76158 and thereafter. For earlier engines, less mounting pilot, up to and including No. 76157, order Y-68B-S1 WICO XH-791B MAG- NETO with gear. This magneto replaces Y-57A-S1 Wico XH and Y-24-B Wico C.	1	5	12
189	QD-572	GASKET for valve tappet inspection plate	1	1			Y-73B-S1	FAIRBANKS-MORSE FMXD1B7 MAG- NETO with gear replaces Y-35-S1, FM31B7 and is interchangeable on en- gines beginning with No. 76158 after mounting pilot was added.	1	5	12
190	QD-573	GASKET for main bearing plate, take- off end, .006" thick	5	1			Y-38-S1	EISEMANN AM1 MAGNETO with gear....	1	5	4
191	QD-573-A	GASKET for main bearing plate, take- off end, .003" thick	1	1			Y-63-S1	EDISON AJ1 MAGNETO with gear	1	5	4
192	QD-574	GASKET for main bearing plate, fan end ..	1	1				NOTE: These engines are equipped with either a 'Fairbanks-Morse', 'Wico', 'Eise- mann' or 'Edison' magneto as shown above. See magneto bulletins in back of manual for service replacement parts list.			
194	RC-87	CAP for fuel tank	1	3		234	YD-6-S1	SPARK PLUG, 18mm, Champion #D-16 or AC No. C86 Com.	1		
195	RD-107	STRAINER for oil pump	1	1		235	YD-12	NIPPLE for spark plug	1		1
196	RF-270	ELBOW for fuel line, for 1/4" tubing.....	2	1		236	YL-118	IGNITION WIRE	1		2
Not illust.	RG-22	SHUT-OFF VALVE in fuel tank (When fuel strainer is not used).						For Wico 'C' magneto order YL-97 Ignition Wire.			
203	RP-902	FUEL LINE, tubing with nuts and 2 RF-270 elbows	1	4				STANDARD HARDWARE NOTE: The following nuts, capscrews and etc., are of a common hardware variety and can be purchased from local plumbing, hardware or accessory stores.			
205	SA-61	PLATE for valve tappet inspection.....	1	4		240	PD-9	NUT, 1/4"-28 thread, hexagon steel 2-for carburetor mounting. 1-for governor control lever.	3		1
206	SA-80	COVER for oil pump body	1	1							
207	SD-53-F	ENGINE INSTRUCTION PLATE	1	1							
		When ordering instruction plate, give Model, Specification and Serial Numbers for correct stamping.									
209	TC-321	SPACER for governor	1	2							
210	TC-322-S1	FLYWEIGHT for governor	2	2							
		Consisting of: 2 TC-322 Flyweight 2 TC-326-D Pin									
211	TC-323	SLEEVE for governor thrust.....	1	2							
212	TC-324-C	GOVERNOR YOKE	1	3							
213	TC-325	BRACKET	1	3							
		For governor yoke shaft support.									
214	TC-326-D	PIN for governor (flyweight thrust)	2	1							
215	TC-330	PIN for governor spring adjusting screw ..	1	1							
216	TC-332	GOVERNOR CONTROL LEVER	1	1							
217	U-218-A	STARTING ROPE ASSEMBLY	1	8							
		U-218 replaced by U-218-A.									
218	UC-103-A	STARTER SHEAVE, die cast	1	1							
		UC-104 replaced by UC-103-A.									
218A	VE-304	GOVERNOR CONTROL ROD	1	1							
		VE-304-3 replaced by VE-304. For *ABS* with Stromberg carburetor order VE-327.									

Order parts from nearest **SERVICE STATION** shown in directory following parts list.

IMPORTANT: Always give Model, Specification and Serial Numbers as shown on name plate.

PARTS INTERCHANGEABLE ON MODELS AA, AB, ABS, ABN, AK, AKS, AKN

Ref. No.	Part Number	Description	No. Req.	Net Wt.		Ref. No.	Part Number	Description	No. Req.	Net Wt.	
				Lb.	Oz.					Lb.	Oz.
241	PD-10	NUT, 5/16"-24 thread, hexagon steel.... For magneto mounting.	2		1	266	XD-4	SCREW, 1/4"-20 thread x 1/2" long, hexagon head 4-for bearing plate, flywheel end. 1-for exhaust muffler elbow.	5		1
242	PD-77	NUT, 1/4"-20 thread, hexagon steel..... 2-for fuel tank strap clamp screws. 1-for governor spring adjusting screw pin.	3		1	267	XD-6	SCREW, 1/4"-20 thread x 3/4" long, hexagon head 10-for mounting engine base. 2-for governor shaft brackets. 2-for fuel tank support straps (old style mounting). 2-for carburetor mounting on "ABS" engine.	16		1
244	PD-115	NUT, No. 10-32 thread, hexagon steel.... For governor spring adjusting screw.	2		1	268	XD-7	SCREW, 1/4"-20 thread x 1" long, hexagon head For mounting oil trough.	2		1
245	PE-3	LOCKWASHER, 1/4" Positive..... 2-for air shroud to crankcase. 4-for main bearing plate, flywheel end. 2-for oil trough mounting. 2-for tank strap clamp screws. 4-for mounting carburetor and manifold on ABS engine.	14		1	269	XD-11	SCREW, 1/4"-20 thread x 2" long, hexagon head For valve tappet inspection plate.	1		1
246	PE-4	LOCKWASHER, 5/16" Positive 2-for magneto mounting. 1-for tank bracket to cylinder head mounting.	3		1	270	XD-15	SCREW, 5/16"-18 thread x 3/4" long, hexagon head For main bearing plate, take-off end.			1
247	PE-5	LOCKWASHER, 3/8" Positive For mounting fuel tank bracket.	2		1	271	XD-25	SCREW, 3/8"-16 thread x 3/4" long, hexagon head For mounting fuel tank support to crankcase.	2		1
248	PE-82	LOCKWASHER, 5/16" (special)..... For connecting rod cap screw. PE-82 Internal Lockwasher, replaced by PE-82, interchangeable.	2		1	274	XI-32	COTTER PIN, 3/64" dia. x 3/8" long, steel For governor control rod.	1		1
250	PF-25	PLUG, 3/8" slotted steel pipe..... For timing inspection hole in crankcase.	1		1	277	XK-2	PLUG, 1/4" square head pipe..... For oil drain.	1		2
251	PH-14-D	WASHER, 5/16" I.D. x 19/32" O.D. x 1/16" thick, plain steel..... For main bearing plate, take-off end.	4		1	278	XK-3	PLUG, 3/8" square head pipe For oil filler.	1		2
252	PH-30-A	WASHER, 1/4" I.D. x 7/16" O.D. x 1/16" thick, plain steel 10-for engine base mounting. 1-for governor spring adjusting screw pin.	11		1						
253	PH-77	WASHER, 5/16" I.D. x 5/8" O.D. x 1/16" thick, plain steel..... 5-for cylinder head mounting on AA, AB, ABS, ABN. 7-for cylinder head mounting on AK, AKS, AKN.	12		1						
255	PH-30	WASHER, 1/4" I.D. x 7/16" O.D. x 1/16" thick, plain copper For valve inspection plate mounting.	1		1						
256	PL-17	WOODRUFF KEY, No. 13 For flywheel mounting.	1		1						
257	PL-21	WOODRUFF KEY, No. 3 For crankshaft gear mounting.	1		1						
258	RF-794	NIPPLE, 1/8", close pipe..... For fuel strainer mounting.	1		1						
259	SA-26	EXPANSION PLUG, 5/8" For camshaft support pin hole.	2		1						
260	XA-34	SCREW, 1/4"-20 thread x 1/2" long, round head For air shroud to case mounting.	2		1						
261	XA-88	SCREW, 1/4"-20 thread x 1-5/8" long, round head For fuel tank straps.	2		1						
263	XA-64	SCREW, Parker-Kalon No. 2, Type 'Z', 3/16" long, self-tapping round head .. For oil trough cover mounting.	2		1						
264	XA-67	SCREW, Parker-Kalon No. 4, Type 'A', 1/4" long, stove head, self-tapping sheet metal For instruction plate mounting.	4		1						

Order parts from nearest **SERVICE STATION** shown in directory following parts list.

IMPORTANT: Always give Model, Specification and Serial Numbers as shown on name plate.