

140200 to 140257
141200 to 141257

Illustrated Parts List **MODEL SERIES** **140200 to 140257**

TYPE NUMBERS

0010 to 0016
0110 to 0149
9020 to 9139
504010 to 504033
505010 to 505033

141200 to 141257

TYPE NUMBERS

0110 to 0139
9120 to 9138
504510 to 504552
505510 to 505532

TO FIND

THE CORRECT NUMBER OF THE PART YOU NEED:

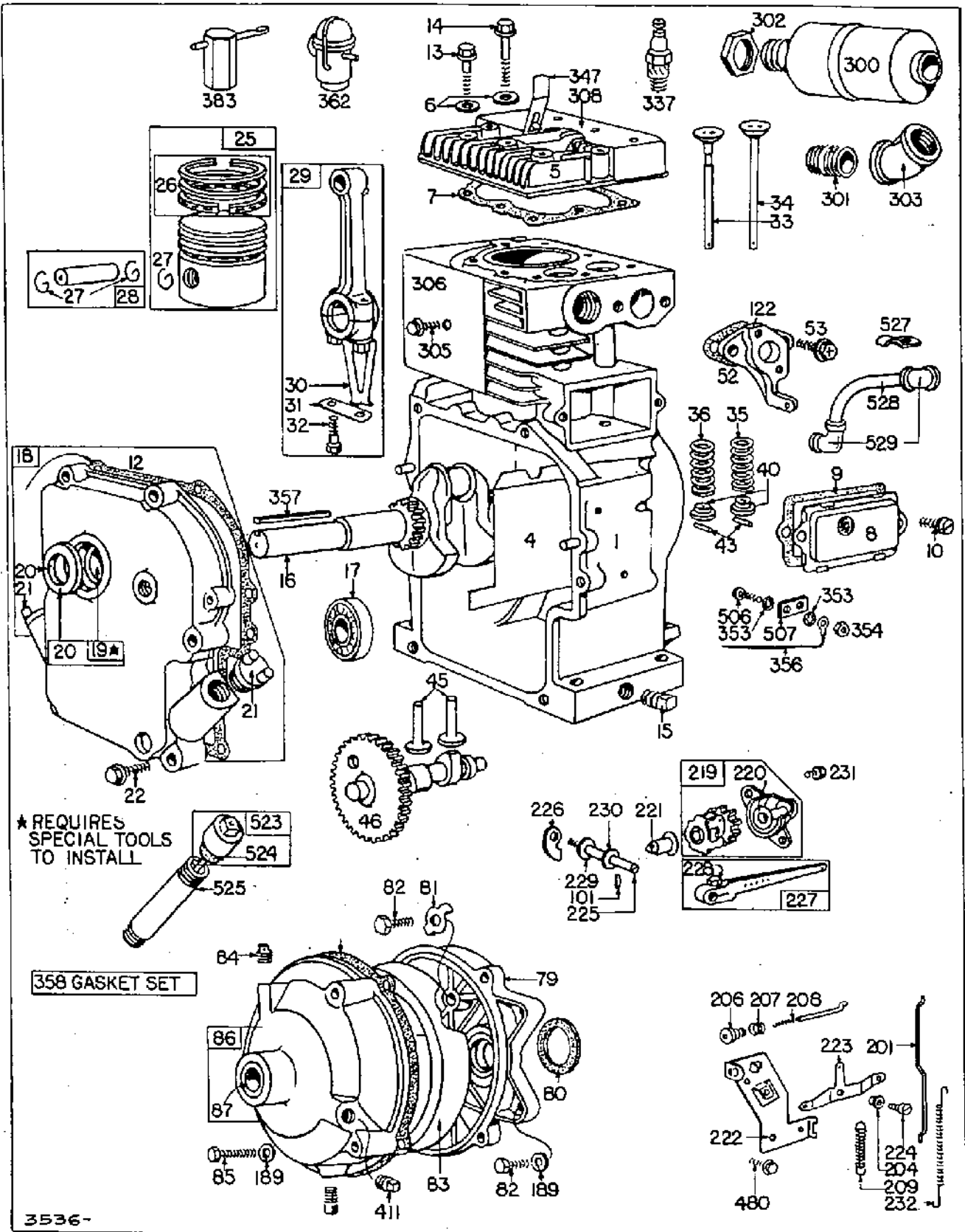
FOLLOW THE INSTRUCTIONS BELOW.

- A. Refer to Engine Model, Type and Serial Number that is stamped on the blower housing or name plate of engine. (Engine type numbers such as 505531 are listed complete. Engine type numbers such as 0147 01 are listed herein only as 0147. The two digits (01 or 02, etc.) to the right of the space are not needed for parts identification). Then use the Illustrated Parts List covering these Model Series.
- B. Refer to Illustrated Parts section and compare the old part with illustration. The number on the illustration is the Reference Number. Assemblies include all parts shown in frames. All parts shown in assembly frames on which individual reference numbers are given can be purchased separately.
- C. After the Reference Number has been identified, refer to the Numerical Parts List, where Reference and Master Part Numbers are listed. **THE MASTER PART IS USED ON ALL TYPE NUMBERS EXCEPT THOSE TYPE NUMBERS UNDER "NOTE"**
- D. If a "Note" appears below the Master Part Number, this means that this part differs from the Master Part for certain types. If the Type Number is listed under "Note", order the part referred to.
- E. If the Engine Type Number does not appear after any part number listed under "Note", use the Master Part Number.
- F. For Type Numbers higher than those covered by this book, please refer to the factory if you are unable to identify the part by comparison.

PRINTED IN U.S.A.

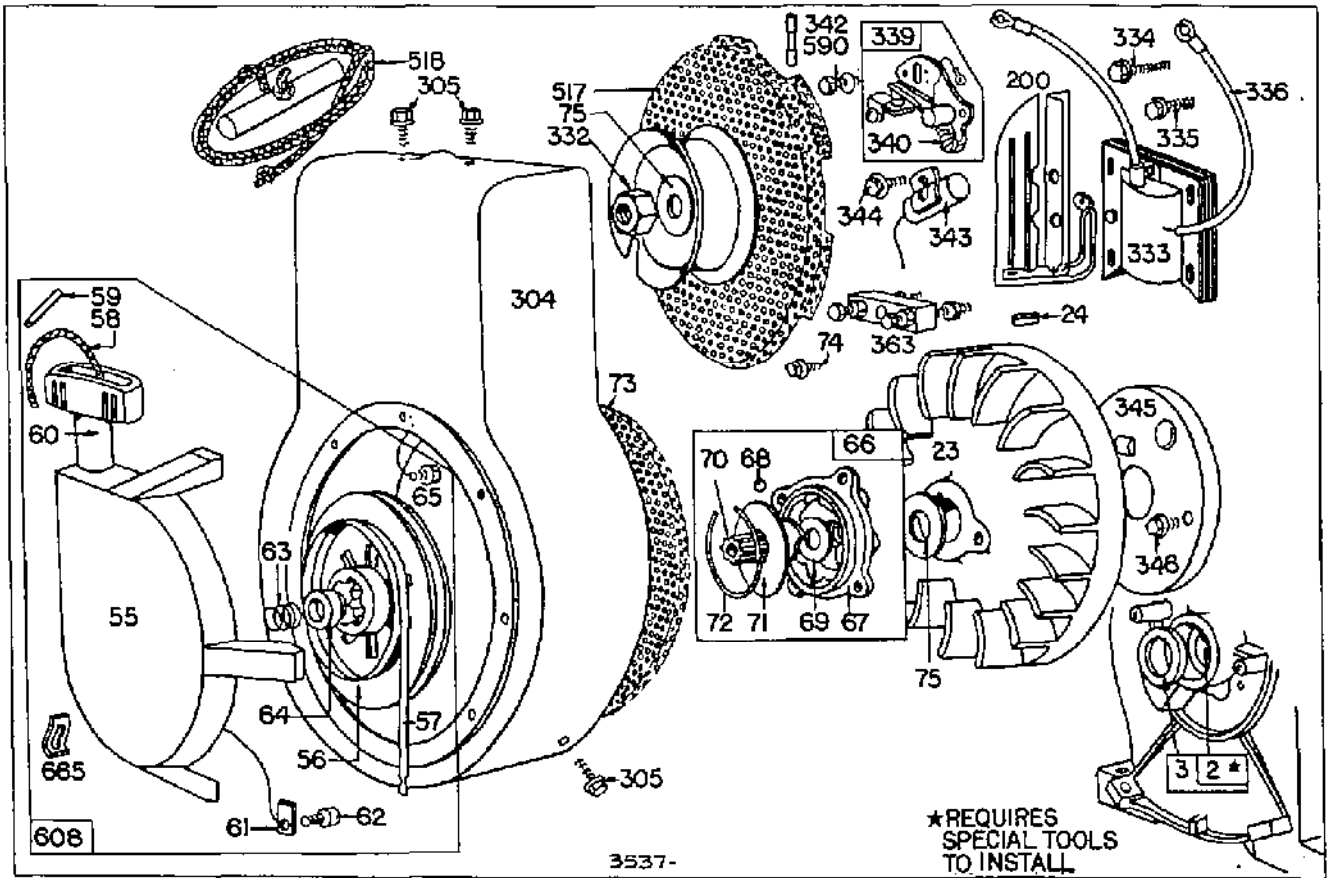


140200 to 140257
141200 to 141257

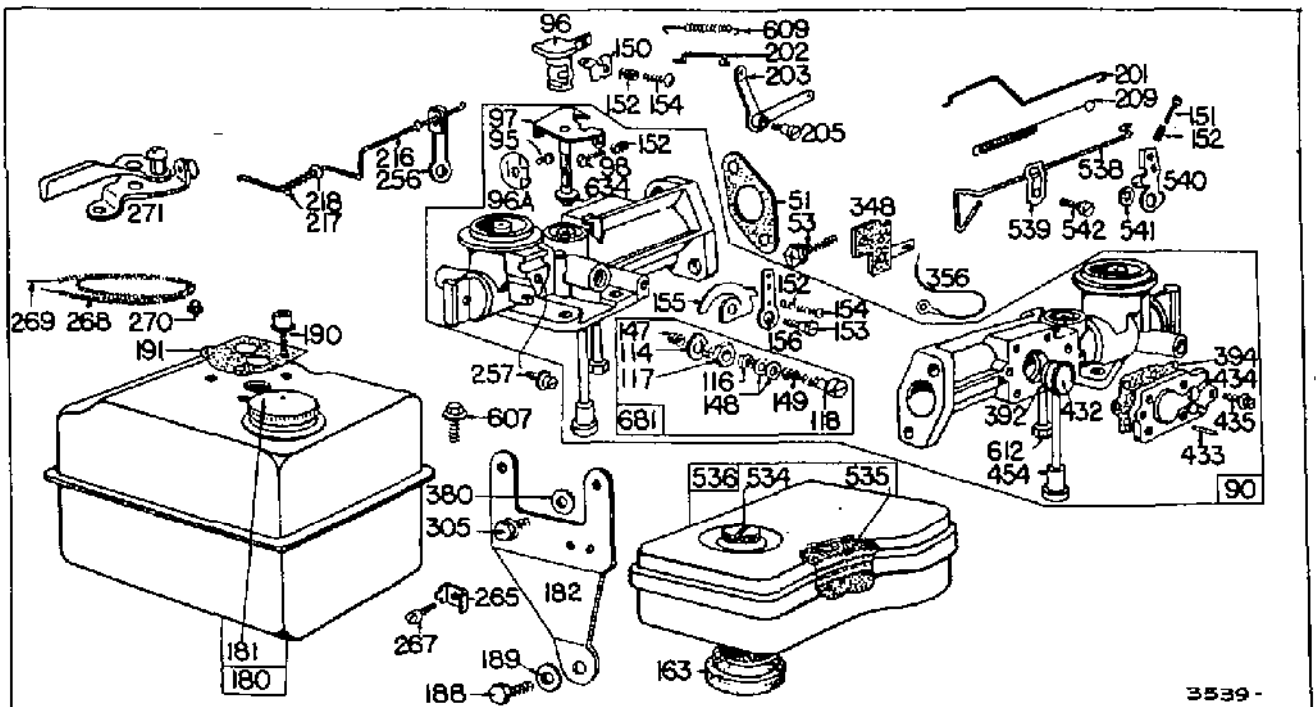


Assemblies include all parts shown in frames.

140200 to 140257
141200 to 141257

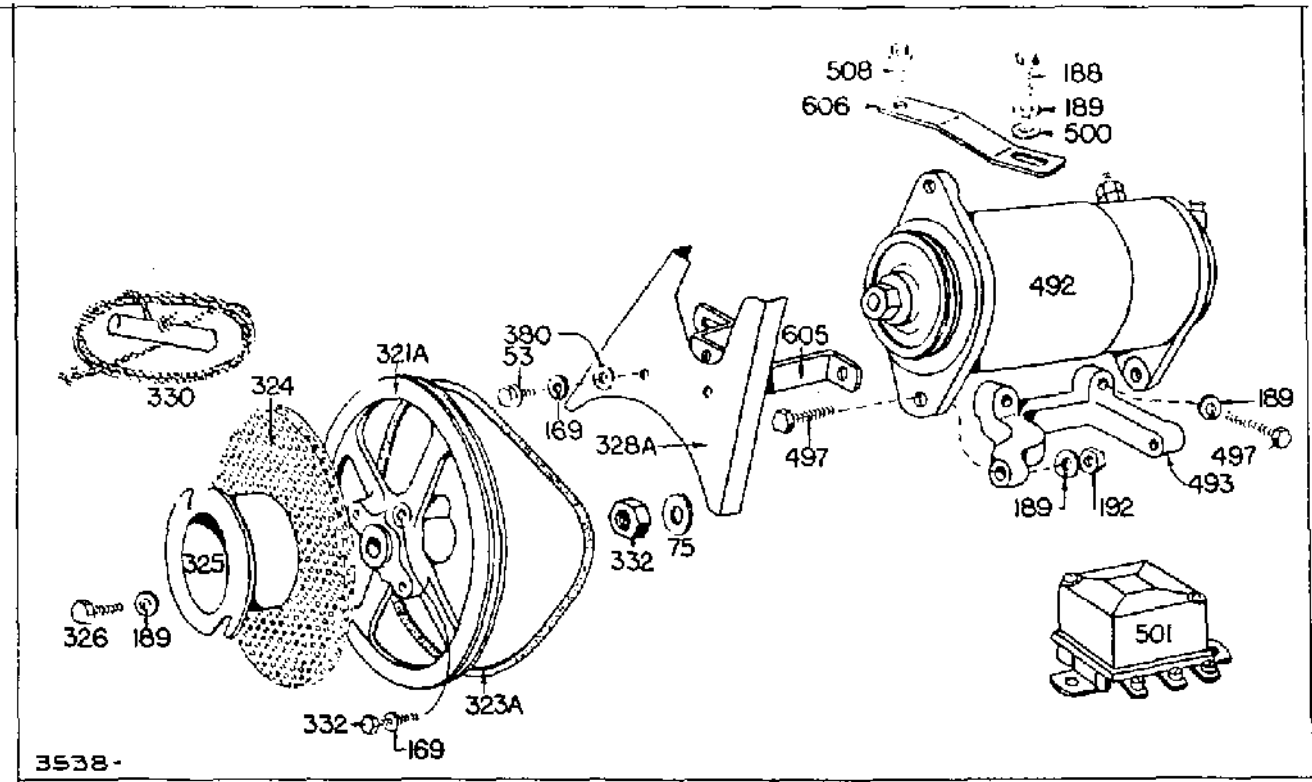
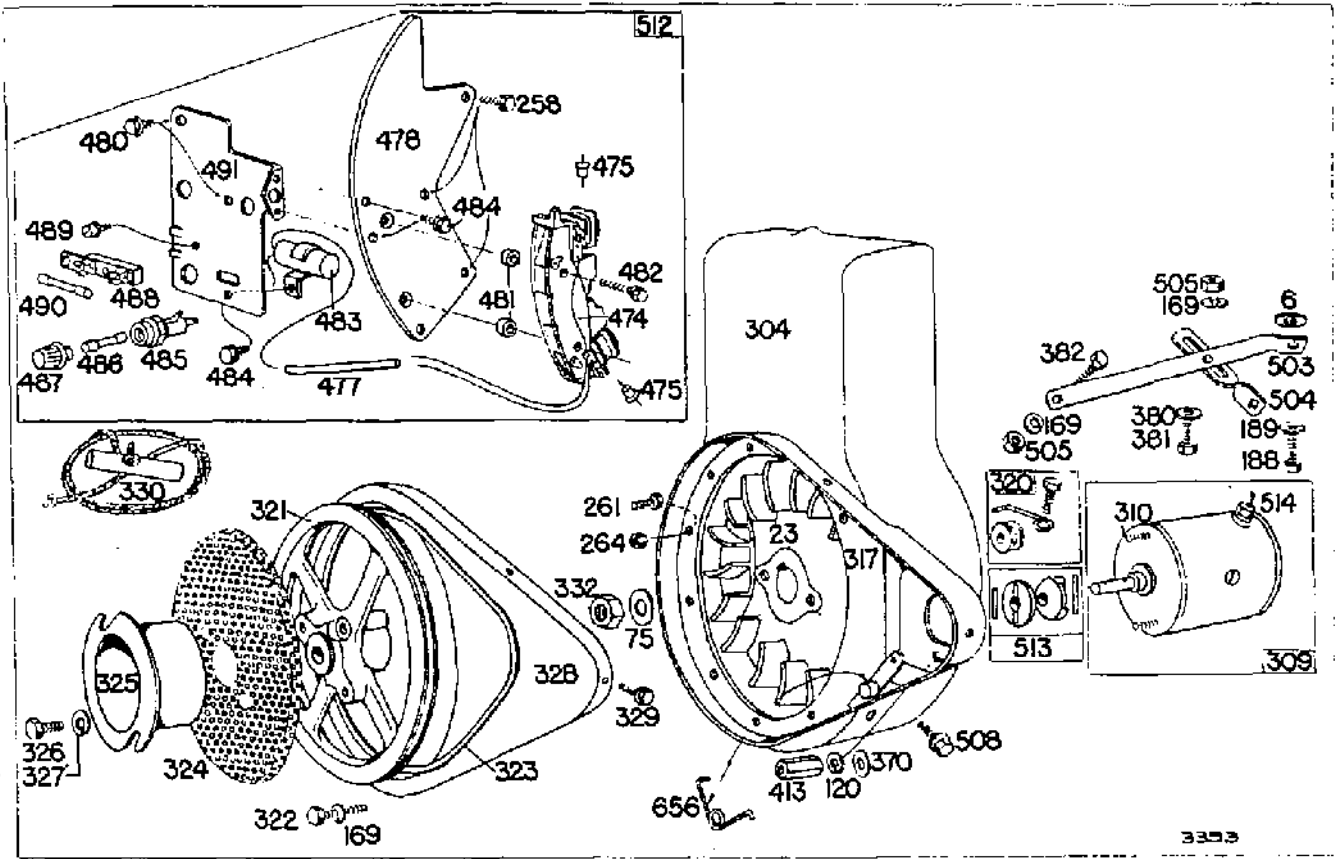


Assemblies include all parts shown in frames.



Assemblies include all parts shown in frames.

140200 to 140257
141200 to 141257



Assemblies include all parts shown in frames.

140200 to 140257 141200 to 141257

REF. NO. I - 18

REF. NO.	PART NO.	DESCRIPTION	REF. NO.	PART NO.	DESCRIPTION	REF. NO.	PART NO.	DESCRIPTION
1	297723	Cylinder Assembly "Kool Bore" * Used on Model 140200 Series. Note: 297913 Cylinder Assy. Used on Model 140200 Series type Nos. 0140, 9138, 504031.			505015; also used on Model 141200 Series type Nos. 0115, 0116, 9127, 9128, 504515, 504516, 504517, 504518, 504519, 504527, 505515, 505516, 505517, 505518.			505032; also used on Model 141200 Series type Nos. 0130, 0135, 0136, 0137, 0138, 9125, 9126, 9138, 504528, 504534, 504543, 504544, 504550, 505510, 505511, 505512, 505513, 505514, 505527, 505532.
	296953	Cylinder Assembly (Sleeve Bore) Used on Model 141200 Series. Note: 297266 Cylinder Assy. (Sleeve Bore) Used on Model 141200 Series type Nos. 0137, 504530, 504541, 504543, 504550.			260359 Crankshaft Used on Model 140200 Series type Nos. 9134, 9138, 505025, 505031; also used on Model 141200 Series type Nos. 505526, 505528.			260644 Crankshaft Used on Model 140200 Series type Nos. 9024, 505030; also used on Model 141200 Series type No. 505530.
2	295962	Bushing-Cylinder Note: Requires special tools for installation.			260389 Crankshaft Used on Model 140200 Series type Nos. 0120, 0121, 0148, 504020, 504021, 504022, 504023, 504024; also used on Model 141200 Series type Nos. 0120, 0121, 0131, 504520, 504521, 504522, 504523, 504524, 504530, 504531, 504533, 504542, 504547, 504551, 505520, 505521, 505522, 505523, 505524.			260663 Crankshaft Used on Model 141200 Series type Nos. 0129, 504535.
3	294606	Seal-Oil			260833 Crankshaft Used on Model 140200 Series type No. 9137.			
4	221001	Plate-Cylinder Baffle						
5	210578	Head-Cylinder						
6	22963	Washer-Plain				17	29530	Bearing-Ball
7	† 270340	Gasket-Cylinder Head				18	295868	Cover Assy.-Crankcase
8	294948	Breather Assembly						Note: 295876 Cover Assy.-Crankcase
9	† 27803	Gasket-Valve Cover						Used on Model 140200 Series type Nos. 0135, 504025.
10	93394	Screw-Breather Mtg. Sem						295958 Cover Assy.-Crankcase Used on Model 140200 Series type Nos. 0115, 0116, 0131, 0133, 0138, 0143, 9128, 9129, 9134, 9136, 9138, 504015, 504016, 504017, 504018, 504019, 504027, 504028, 504029, 505015, 505025, 505031, 505032; also used on Model 141200 Series type Nos. 0115, 0116, 0129, 0130, 0135, 0136, 0137, 0138, 9127, 9128, 504515, 504516, 504517, 504518,
12	† 27750	Gasket-Crankcase Cover-1/64" thick						
	† 27876	Gasket-Crankcase Cover-.005" thick						
	† 27877	Gasket-Crankcase Cover-.009" thick						
13	93210	Screw-Cylinder Head (2-9/32" long)						
14	93211	Screw-Cylinder Head (2-21/32" long)						
15	91084	Plug-Oil Drain						
16	260315	Crankshaft Note: 260356 Crankshaft Used on Model 141200 Series type No. 505531. 260358 Crankshaft Used on Model 140200 Series type Nos. 0115, 0116, 9128, 9129, 504015, 504016, 504017, 504018, 504019.						

* Trademark of Briggs & Stratton Corp.

† Included in Gasket Set-

140200 to 140257
141200 to 141257

REF. NO. 18 - 26

REF. NO.	PART NO.	DESCRIPTION	REF. NO.	PART NO.	DESCRIPTION	REF. NO.	PART NO.	DESCRIPTION	
		504519, 504526, 504527, 504528, 504534, 504535, 504543, 504544, 504549, 504550, 505515, 505516, 505517, 505518, 505526, 505527, 505528. 296076 Cover Assy. - Crankcase Used on <i>Model 140200</i> Series type Nos. 0120, 0121, 0148, 504020, 504021, 504022, 504023, 504024; also used on <i>Model 141200</i> Series type Nos. 0120, 0121, 0131, 504520, 504521, 504522, 504523, 504524, 504530, 504531, 504533, 504542, 504547, 504551, 505520, 505521, 505522, 505523, 505524. 296184 Cover Assy. - Crankcase Used on <i>Model 140200</i> Series type Nos. 9126, 9127, 9137, 505010, 505011; also used on <i>Model</i> <i>141200</i> Series type Nos. 9125, 9126, 9138, 505510, 505511, 505512, 505513, 505514, 505531, 505532. 296321 Cover Assy. - Crankcase Used on <i>Model 140200</i> Series type Nos. 9024, 505030; also used on <i>Model 141200</i> Series type No. 505530.	21	66768	Plug-Oil Filler			211244	Ring, Piston, Comp., Center, .010" O.S.
			22	93205	Screw-Crankcase Cover Mounting Sem			211247	Ring, Piston, Oil, .010" O.S.
			23	295214	Flywheel Note: 296335 Flywheel- Mag. Used on <i>Model 140200</i> Series type Nos. 504014, 504019, 504024; also used on <i>Model 141200</i> Series type Nos. 0144, 504514, 504519, 504524, 505514, 505519, 505524.			297706	Ring Set-Piston- .020" O.S. Consists of: 211242 Ring, Piston, Comp., Top, .020" O.S. 211245 Ring, Piston, Comp., Center, .020" O.S. 211248 Ring, Piston, Oil, .020" O.S.
			24	61760	Key-Flywheel			297707	Ring Set-Piston- .030" O.S. Consists of: 211243 Ring, Piston, Comp., Top, .030" O.S. 211246 Ring, Piston, Comp., Center, .030" O.S. 211249 Ring, Piston, Oil, .030" O.S.
			MODEL 140200 SERIES PISTON ASSEMBLIES FOR "KOOL BORE"*					MODEL 1412 SERIES PISTON RING SETS (FOR SLEEVE BORE)	
			25	297692	Piston Assembly-Std.			295852	Ring Set-Piston-Std. Includes: 210703 Ring, Piston, Comp., Top, Standard 210601 Ring, Piston, Comp., Center, Standard 295843 Ring, Piston, Oil, Standard (with expander)
				297693	Piston Assembly- .010" O.S.				
				297694	Piston Assembly- .020" O.S.				
				297695	Piston Assembly- .030" O.S.				
			MODEL 1412 SERIES PISTON ASSEMBLIES (FOR SLEEVE BORE)						
				296842	Piston Assembly-Std.				
				295846	Piston Assembly- .010" O.S.				
				295848	Piston Assembly- .020" O.S.				
				295850	Piston Assembly- .030" O.S.				
			MODEL 140200 SERIES PISTON RING SETS FOR "KOOL BORE"*						
			26	297815	Ring Set-Piston-Std. Consists of: 210600 Ring, Piston, Comp., Top, Std. 211037 Ring, Piston, Comp., Center, Std. 210602 Ring, Piston, Oil, Std. 297705 Ring Set-Piston- .010" O.S. Consists of: 211241 Ring, Piston, Comp., Top, .010" O.S.				
19	295964	Bushing-Crankcase Cover Note: Requires special tools for installation.						295853	Ring Set-Piston- .010" O.S. Includes: 210889 Ring, Piston,
20	298423	Seal-Oil							

140200 to 140257
141200 to 141257

REF. NO. 26 - 64

REF. NO.	PART NO.	DESCRIPTION	REF. NO.	PART NO.	DESCRIPTION	REF. NO.	PART NO.	DESCRIPTION
		Comp., Top, .010" O.S. 210890			Oil, .030" O.S. (with expander)	40	230477	Retainer—Valve Spring Note: 292260 Rotocap— Exhaust Valve Used on <i>Model 140200</i>
		Ring, Piston, Comp., Center, .010" O.S. 295847	27	68546	Lock—Piston Pin			Series type Nos. 0131, 0140, 9138, 504031, 505025; also used on <i>Model</i> <i>141200</i> Series type Nos. 0134, 0137, 0138, 504525, 504526, 504530, 504532, 504541, 504543, 504550.
		Ring, Piston, Oil, .010" O.S. (with expander)	28	295840	Pin Assembly—Std.			
		295854 Ring Set—Piston— .020" O.S. Includes: 210893	29	295838	Pin Assembly— .005" O.S.			
		Ring, Piston, Comp., Top, .020" O.S. 210894	30	220837	Rod Assembly—Conn. Dipper—Conn. Rod			
		Ring, Piston, Comp., Center, .020" O.S. 295849	31	220811	Lock—Connecting Rod Screw			
		Ring, Piston, Oil, .020" O.S. (with expander)	32	92659	Screw—Connecting Rod			
		295855 Ring Set—Piston— .030" O.S. Includes: 210897	33	230385	Valve—Exhaust Note: 260444 Valve—Exh. Used on <i>Model 140200</i>	43	230476	Pin—Valve Spring Ret. Note: 230570 Pin—Exhaust Valve Rotocap Retainer 230569 Retainer— Exhaust Valve Rotocap Used on <i>Model 140200</i>
		Ring, Piston, Comp., Top, .030" O.S. 210898			Series type Nos. 0131, 0140, 9138, 504031, 505025; also used on <i>Model</i> <i>141200</i> Series type Nos. 0134, 0137, 0138, 504525, 504526, 504530, 504532, 504541, 504543, 504550.			Series type Nos. 0131, 0140, 9138, 504031, 505025; also used on <i>Model 141200</i> Series type Nos. 0134, 0137, 0138, 504525, 504526, 504530, 504532, 504541, 504550.
		Ring, Piston, Comp., Center, .030" O.S. 295851	34	230386	Valve—Intake Note: 230385 Valve—Intake Used on <i>Model 140200</i>	45	260125	Tappet—Valve
		Ring, Piston, Oil, .030" O.S. 210899			Series type Nos. 0131, 0140, 9138, 504031, 505025; also used on <i>Model</i> <i>141200</i> Series type Nos. 0134, 0137, 0138, 504525, 504526, 504530, 504532, 504541, 504543, 504550.	46	210728	Gear—Cam
		Ring, Piston, Comp., Center, .030" O.S. 295852	35	65906	Spring—Intake Valve	51	† 27355	Gasket—Carburetor To Spacer
		Ring, Piston, Comp., Center, .030" O.S. 295853	36	65906	Spring—Exhaust Valve Note: 26828 Spring—Exhaust Valve Used on <i>Model 140200</i>	52	† 27828	Gasket—Spacer To Cylinder Mounting
		Ring, Piston, Comp., Center, .030" O.S. 295854			Series type Nos. 0131, 0140, 9138, 504031, 505025; also used on <i>Model</i> <i>141200</i> Series type Nos. 0134, 0137, 0138, 504525, 504526, 504530, 504532, 504541, 504543, 504550.	53	93329	Screw—Sem
		Ring, Piston, Comp., Center, .030" O.S. 295855			Series type Nos. 0131, 0140, 9138, 504031, 505025; also used on <i>Model</i> <i>141200</i> Series type Nos. 0134, 0137, 0138, 504525, 504526, 504530, 504532, 504541, 504543, 504550.	55	295272	Housing—Rewind Starter
		Ring, Piston, Comp., Center, .030" O.S. 295856			Series type Nos. 0131, 0140, 9138, 504031, 505025; also used on <i>Model</i> <i>141200</i> Series type Nos. 0134, 0137, 0138, 504525, 504526, 504530, 504532, 504541, 504543, 504550.	56	295871	Pulley—Rewind Starter
		Ring, Piston, Comp., Center, .030" O.S. 295857			Series type Nos. 0131, 0140, 9138, 504031, 505025; also used on <i>Model</i> <i>141200</i> Series type Nos. 0134, 0137, 0138, 504525, 504526, 504530, 504532, 504541, 504543, 504550.	57	294303	Spring—Rewind Starter
		Ring, Piston, Comp., Center, .030" O.S. 295858			Series type Nos. 0131, 0140, 9138, 504031, 505025; also used on <i>Model</i> <i>141200</i> Series type Nos. 0134, 0137, 0138, 504525, 504526, 504530, 504532, 504541, 504543, 504550.	58	66564	Rope—Starter (63" Long) Note: If longer rope is needed, order No. 66574 and cut to required length.
		Ring, Piston, Comp., Center, .030" O.S. 295859			Series type Nos. 0131, 0140, 9138, 504031, 505025; also used on <i>Model</i> <i>141200</i> Series type Nos. 0134, 0137, 0138, 504525, 504526, 504530, 504532, 504541, 504543, 504550.	59	230228	Pin—Starter Grip
		Ring, Piston, Comp., Center, .030" O.S. 295860			Series type Nos. 0131, 0140, 9138, 504031, 505025; also used on <i>Model</i> <i>141200</i> Series type Nos. 0134, 0137, 0138, 504525, 504526, 504530, 504532, 504541, 504543, 504550.	60	66728	Grip—Starter Rope
		Ring, Piston, Comp., Center, .030" O.S. 295861			Series type Nos. 0131, 0140, 9138, 504031, 505025; also used on <i>Model</i> <i>141200</i> Series type Nos. 0134, 0137, 0138, 504525, 504526, 504530, 504532, 504541, 504543, 504550.	61	66918	Bumper—Starter Pulley
		Ring, Piston, Comp., Center, .030" O.S. 295862			Series type Nos. 0131, 0140, 9138, 504031, 505025; also used on <i>Model</i> <i>141200</i> Series type Nos. 0134, 0137, 0138, 504525, 504526, 504530, 504532, 504541, 504543, 504550.	62	93254	Screw—Pulley Bumper Mounting Sem
		Ring, Piston, Comp., Center, .030" O.S. 295863			Series type Nos. 0131, 0140, 9138, 504031, 505025; also used on <i>Model</i> <i>141200</i> Series type Nos. 0134, 0137, 0138, 504525, 504526, 504530, 504532, 504541, 504543, 504550.	63	260414	Spring—Ratchet
		Ring, Piston, Comp., Center, .030" O.S. 295864			Series type Nos. 0131, 0140, 9138, 504031, 505025; also used on <i>Model</i> <i>141200</i> Series type Nos. 0134, 0137, 0138, 504525, 504526, 504530, 504532, 504541, 504543, 504550.	64	230543	Adapter—Ratchet Spring

† Included in Gasket Set—
Part No. 295970.

140200 to 140257
141200 to 141257

REF. NO. 65 - 163

REF. NO.	PART NO.	DESCRIPTION	REF. NO.	PART NO.	DESCRIPTION	REF. NO.	PART NO.	DESCRIPTION
65	93163	Screw—Rewind Starter Housing Mounting Sem			Series type Nos. 505530, 505531.			298666 Carburetor Assy.
66	295684	Clutch Assembly—Rewind Starter			297314 Carburetor Assy. (Manual Choke)			Used on <i>Model 140200</i>
67	210400	Housing—Rewind Starter Clutch			Used on <i>Model 140200</i>	95	93385	Screw—Throttle Valve Mounting Sem
68	63770	Ball—Clutch			Series type Nos. 0135, 0138, 0141, 0142, 0146, 0148, 504028; also used on <i>Model 141200</i>	96	210957	Valve—Throttle
69	66718	Washer—Starter Clutch, Thrust				96A	211203	Valve—Throttle
70	296916	Ratchet—Rewind Starter Clutch				97	297988	Shaft and Lever—Throttle
	Note:	270045 Washer—Ratchet Sealing				98	93392	Screw—Machine, Rd. Hd. —#5-40 x 1/2"
		260517 Spring—Ratchet Sealing Washer				101	93043	Pin—Governor Shaft
		Used on <i>Model 140200</i>				114	66594	Gasket—Needle Valve
		Series type No. 9137.			297388 Carburetor Assy. (Mechanical Gov. —Manual Choke)		Note:	66604 Gasket—Needle Valve
71	221301	Washer—Retainer			Used on <i>Model 140200</i>			Used on <i>Model 140200</i>
72	26032	Ring—Clutch Retainer			Series type Nos. 9126, 9127, 9128, 9129, 9134, 9136, 9138; also used on <i>Model 141200</i>	116	65978	Packing—Needle Valve
73	220823	Screen—Rewind Starter				117	230590	Nut—Needle Valve
74	93042	Screw—Rotating Screen Mounting Sem				118	23433	Valve—Needle
75	220865	Washer—Spring				120	92290	Washer—Lock—No. 10 x 1/16" x 3/64"
79	296179	Case Assembly—Gear				122	210596	Spacer—Intake Elbow
80	27884	Gasket—Gear Case to Crankcase Cover				124	92636	Screw—Cap, Hex. Hd. —1/4-20 x 2"
81	220234	Lock—Gear Case Mounting Screw				147	230591	Seat—Needle Valve
82	92502	Screw—Cap				148	22235	Washer—Needle Valve (2)
83	296052	Shaft Assembly—Drive				149	26336	Spring—Needle Valve
	Note:	296298 Shaft Assy. — Drive				150	220105	Connector—Gov. Link
		Used on <i>Model 140200</i>				151	93350	Screw—Machine, Rd. Hd. —5-40 x 3/4"
		Series type No. 0148; also used on <i>Model 141200</i>			297554 Carburetor Assy. (Choke-A-Matic)	152	260575	Spring—Speed and Throttle Adjustment
		Series type No. 504531.			Used on <i>Model 140200</i>	153	298031	Screw—Carb. Lever
84	92617	Plug—Breather				154	92634	Screw—Machine, Rd. Hd. —5-40 x 5/8"
85	91386	Screw—Gear Case Cover Mounting					Note:	93350 Screw—Machine, Rd. Hd. —5-40 x 3/4"
86	296053	Cover Assembly—Gear Case						Used on <i>Model 140200</i>
87	298423	Seal—Oil				155	220107	Cam—Speed Adjuster
88	27328	Gasket—Gear Case Cover				156	220949	Lever—Speed Adjuster
89	91488	Plug—Oil Drain					Note:	220678 Lever—Speed Adjuster
90	296968	Carburetor Assembly (Manual Choke)						Used on <i>Model 140200</i>
	Note:	297243 Carburetor Assy. (Mechanical Gov. —Manual Choke)						Series type No. 0147.
		Used on <i>Model 140200</i>			298507 Carburetor Assy. (Manual Choke)			
		Series type Nos. 9024, 505030; also used on <i>Model 141200</i>			Used on <i>Model 140200</i>			
					Series type No. 0132.			
					298621 Carburetor Assy.			
					Used on <i>Model 140200</i>			
					Series type No. 0147.	163	† 27660	Gasket—Air Cleaner Mounting

† Included in Gasket Set—Part No. 295970.

REF. NO.	PART NO.	DESCRIPTION	REF. NO.	PART NO.	DESCRIPTION	REF. NO.	PART NO.	DESCRIPTION	
169	90832	Washer-Lock, 1/4" x 3/32" x 5/64"		260546	Spring- Control Arm Return		93266	Fastener- Washer	
171	92129	Nut-Hex. -1/4-28		260575	Spring- Control Arm			Used on Model 140200 Series type No. 9137.	
180	296789	Tank Assembly-Fuel (3 quart)		221384	Bracket- Return Spring	207	26855	Spring-Governor Control Rod	
181	293270	Cap-Fuel Tank Note: 297863 Cap-Fuel Tank Used on Model 140200 Series type No. 9137.		93149	Screw-Control Arm Used on Model 140200 Series type Nos. 9024, 505030; also used on Model 141200 Series type Nos. 505530, 505531.	208	230460	Rod-Air Vane Governor Control (Used on type Nos. 0110 to 0150 and all 504500 Series type nos.)	
182	221367	Bracket-Fuel Tank Support		221390	Crank-Bell Used on Model 140200 Series type No. 0132. 221764 Crank-Bell Used on Carburetor between Square Control Rod and Link and Speed Control Rod and Governor Lever on Model 140200 Series type No. 9137.		Note: 230559	Rod- Mechanical Governor Control (Used on type Nos. 9000 to 9139 and all 505500 Series type nos.)	
188	92272	Screw-Cap, Hex. Hd. -5/16"-18 x 3/4"		204	230117	Collar		260587	Spring-Air Vane Governor (Used on type Nos. 0110 to 0150 and all 504500 Series type nos.)
189	90366	Washer-Lock, 5/16" x 1/8" x 1/16"		205	230671	Screw-Bell Crank Mtg. Note: 92265 Screw-Self Tapping 220982 Washer-Bell Crank Used on Model 140200 Series type No. 9137. 93342 Screw-Self Tapping 230450 Collar- Bell Crank Used on Model 140200 Series type No. 0132.	209	260546	Spring-Mechanical Governor (Used on type Nos. 9000 to 9139 and all 505500 Series type nos.)
190	93341	Screw-Fuel Tank Mtg.					216	260449	Link-Choke
191	† 27911	Gasket-Fuel Tank Mtg.					217	260189	Spring-Choke Link
192	91397	Nut-Hex. -5/16"-18					218	221198	Washer-Choke Link (3)
200	295844	Blade-Air Vane Governor Note: 221148 Guide-Air (Mechanical Gov.) Used on type Nos. 9000 to 9139 and all 505500 Series type nos.)					219	296688	Governor Housing and Gear Assembly
201	298091	Link-Air Vane Governor (Used on type Nos. 0110 to 0150 and all 504500 Series type nos.) Note: 260555 Link- Mechanical Gov. (Used on type Nos. 9000 to 9139 and all 505500 Series type nos.)		206	230533	Nut-Governor Control Rod (Used on type Nos. 0110 to 0150 and all 504500 Series type nos.) Note: 230149 Nut- Governor Control Rod (Used on type Nos. 9000 to 9139 and all 505500 Series type nos.) 230580 Guide-Stop 230253 Stop-Control Rod-7/8" long	220	221361	Washer-Thrust
202	260563	Link-Throttle (Used on type Nos. 9000 to 9139 and all 505500 Series type nos.)					221	230177	Cup-Governor
203	296791	Crank-Bell (Used on type Nos. 9000 to 9139 and all 505500 Series type nos.) Note: 297069 Crank-Bell 221425 Arm-Throttle Control 221427 Washer					222	221144	Bracket-Mechanical Governor Note: 298640 Bracket- Mechanical Governor Used on Model 140200 Series type No. 9137.
							223	221145	Lever-Governor Control Note: 93458 Washer-Spring Used between Lever and Bushing on Model 140200 Series type No. 9137.
							224	91841	Screw-Machine, Fill. Hd. -6-32 x 1/4"

† Included in Gasket Set-
Part No. 295970

140200 to 140257
141200 to 141257

REF. NO. 225 - 323

REF. NO.	PART NO.	DESCRIPTION	REF. NO.	PART NO.	DESCRIPTION	REF. NO.	PART NO.	DESCRIPTION
225	230526	Shaft-Governor Lever	278	22725	Washer-Control Lever			nut kit to remount the belt guard.
226	220381	Follower-Governor Crank	279	92306	Screw-Cap, Hex. Hd.-1/4-28 x 5/8"			Used on <i>Model 140200</i>
227	296087	Lever Assembly-Governor	300	294599	Muffler-Exhaust			Series type Nos. 504013, 504018, 504023; also used on <i>Model 141200</i> Series type Nos. 504513, 504518, 504523, 505513, 505518, 505523.
228	93100	Screw-Governor Lever	301	91245	Nipple-Exhaust			297189 Housing-Blower
229	220680	Washer-Thrust	302	91242	Locknut-Muffler and Elbow			Used on <i>Model 140200</i>
230	22826	Washer-Spacer	303	91246	Elbow-Muffler-45 degree			Series type Nos. 504012, 504017, 504022; also used on <i>Model 141200</i> Series type Nos. 0112, 504512, 504517, 504522, 505512, 505517, 505522.
231	93064	Screw-Governor Housing to Crankcase Cover Mounting Sem			Note: 91219 Elbow-Muffler-45 degree, Street			
232	260584	Spring-Governor Link (Used only on type Nos. 9000 to 9139 and all 505500 Series type nos.)			Used on <i>Model 141200</i> Series type Nos. 0133, 504536, 504540, 91464 Elbow-Muffler-90 degree, Street			
256	220952	Lever-Speed Adjuster			Used on <i>Model 140200</i> Series type Nos. 0125, 0130, 0137, 0138, 0139, 0147, 9137, 504028;			
257	93263	Screw-Machine, Fill. Hd.-#10-32 x 3/8"			also used on <i>Model 141200</i> Series type Nos. 504026, 504537, 504538.	305	93158	Screw-Blower Housing, Guard and Tank Bracket to Support Bracket Mtg. Sem
258	93062	Screw-Sem						93294 Screw-Blower Housing Mounting Sem (At Bottom)
261	93105	Screw-Sem						62199 Washer-Plain
264	90355	Nut-Hex.-10-32						Used on <i>Model 141200</i> Series type No. 505523.
265	221370	Clamp-Casing	304	296389	Housing-Blower			
267	92715	Screw-Sem			Note: 294505 Housing-Blower			
268	65616	Casing-Control Wire-72" long			Used on <i>Model 140200</i> Series type No. 9137; also used on <i>Model 141200</i> Series type No. 9138.			
		Note: If longer casing is required, specify length in inches; if shorter wire is needed, order No. 65616 and cut to required length.			296454 Housing-Blower	306	221005	Shield-Cylinder
269	26633	Wire-Control-78" long			When ordering this blower housing, order No. 297415 screw and nut kit to remount the belt guard.	307	93163	Screw-Cylinder Shield Mounting Sem
		Note: If longer wire is required, specify length in inches; if shorter wire is needed, order No. 26633 and cut to required length.			Used on <i>Model 140200</i> Series type Nos. 504014, 504019, 504024; also used on <i>Model 141200</i> Series type Nos. 0114, 504514, 504519, 504524, 505514, 505519, 505524, 296470 Housing-Blower	308	220824	Cover-Cylinder Head
270	63426	Locknut-Control Wire Casing				309	296122	Motor-Electric Starter (12 volt) (Electric Auto-Lite No. Med. 4001)
271	290568	Lever Assembly-Control						For Service on these motors see your nearest "Authorized Auto-Lite Service Station."
272	290584	Base-Control Wire				310	93268	Bolt-Case
273	290642	Lever-Control				317	296013	Bracket-Starter
274	91237	Washer-Lock-1/4" x 3/32" x 5/64"				320	297162	Pulley-Idler
275	92287	Screw-Machine, Rd. Hd.-10-32 x 1/4"				321	210961	Pulley-Electric Starter
276	22834	Washer-Spacer				321A	210899	Pulley-Vee Belt
277	22368	Washer-Control Lever				322	90931	Screw-Cap, Hex. Hd.-1/4-20 x 2 1/4"
						323	67318	Belt-Vee

REF. NO.	PART NO.	DESCRIPTION	REF. NO.	PART NO.	DESCRIPTION	REF. NO.	PART NO.	DESCRIPTION
323A	66828	Belt-Vee	348	296110	Plate Assembly— Stop Switch Insulator	483	296266	Capacitor (Condenser)
324	221067	Screen—Electric Starter	353	92791	Washer—Lock— Shakeproof	484	93166	Screw—Self Tapping, Hex. Hd., Sem
325	22809	Pulley—Rope Starter	354	90576	Nut—Hex. —8-32	485	296437	Post Assy.—Fuse
326	90681	Screw—Cap, Hex. Hd. —5/16-18 x 5/8"	356	295413	Wire—Ground	486	67135	Fuse—3AG—1-1/2 Amp.
327	91388	Washer—Lock, 5/16 x 3/32 x 5/64"	357	91540	Key—Pulley	487	296347	Cap—Fuse Holder
328	221122	Guard—Belt	358	295970	Gasket Set	488	296579	Block Assy.—Fuse
328A	221447	Guard—Belt	362	291630	Shield—Spark Plug (with stop switch)	489	93237	Screw—Fuse Block Mounting Sem
329	93246	Screw—Belt Guard Mounting Sem		Note:	66538 Elbow—Spark Plug	490	67125	Fuse—3AG—7-1/2 Amp.
330	29878	Rope—Starter			Used on Model 140200 Series type No. 9137; also used on Model 141200 Series type No. 505531.	491	221241	Support—Charger Mtg.
332	92284	Nut	363	19165	Puller—Flywheel (optional accessory)	492	296028	Starter—Generator (12 volt) (Delco-Remy No. 1101968 and Pulley— Delco-Remy No. 1949358)
333	296834	Armature Assembly	370	66432	Washer—Plain		Note:	For service on the Starter-Generator, see your nearest "Author- ized Delco-Remy Ser- vice Station of United Motors".
334	93381	Screw—Armature Mounting Sem	380	62199	Washer—Plain	493	211112	Bracket—Lower Starter
335	93381	Screw—Armature Mounting Sem (with 2 washers)	381	91419	Screw—Cap, Hex. Hd. —1/4-20 x 5/8"	497	91203	Screw—Cap, Hex. Hd. —5/16-18 x 1"
336	296827	Cable—Ignition (Used before Serial No. 38769. Cables used after this serial number are integral with the ignition coil.)	382	92666	Screw—Cap, Hex. Hd. —1/4-20 x 1/2"	500	91325	Washer—Plain
337	29693	Plug—Spark	383	89838	Wrench—Spark Plug	501	295924	Regulator—Voltage (Delco-Remy No. 1118988)†
	Note:	293918 Plug—Spark Used on Model 140200 Series type Nos. 9134, 9136, 9138, 505025, 505031, 505032; also used on Model 141200 Series type Nos. 9138, 505527, 505528, 505532.	392	260455	Spring—Fuel Pump Diaphragm	503	221206	Strap—Starter (long)
			394	270026	Diaphragm	504	221206	Strap—Starter (short)
			411	93448	Plug—Oil Level Hole	505	92278	Nut—Hex. —1/4-20
			413	230581	Nut—Starter Mounting	506	90072	Screw—Machine, Rd. Hd. —8-32 x 5/8"
			432	221377	Cap—Spring	507	66895	Insulator
			433	93265	Pin—Diaphragm Cover	508	93294	Screw—Blower Hsg. Mounting Sem
			434	210959	Cover—Diaphragm	512	296560	Armature and Wiring Assembly
			435	93141	Screw—Diaphragm Cover	513	296567	Clutch Assembly— Electric Starter
			454	296178	Housing—Fuel Pipe Screen (For 3/16" O. D. Brass Pipe)	514	91700	Nut—Hex. —1/4-20
338	29806	Gasket—Spark Plug	296191	Housing—Fuel Pipe Screen (For 1/8" O. D. Brass Pipe)	517	295423	Pulley—Rope Starter	
339	29667	Breaker Assembly— Ignition	474	296436	Armature—Flywheel Generator	518	69932	Rope—Starter
340	26018	Spring—Breaker Arm	475	296562	Rectifier	523	295940	Cap Assembly— Oil Filler
342	65704	Plunger—Breaker Point	477	67538	Sleeving—Wire	524	65304	Gasket—Oil Filler Cap
343	29861	Condenser	478	296367	Plate—Generator Mtg.	525	230553	Pipe—Oil Filler
344	93370	Screw—Condenser Mounting Sem	480	93163	Screw—Support Plate and Bracket Mtg. Sem	527	221428	Clamp—Breather Tube
345	221046	Cover—Breaker Point	481	230582	Spacer—Armature Mtg.	528	230670	Tube—Breather
346	93014	Screw—Breaker Point Cover Mounting Sem	482	93234	Screw—Armature Mounting Sem	529	66928	Grommet—Breather Tube
347	221808	Switch—Stop				534	93322	Screw—Air Cleaner
	Note:	297472 Switch—Stop Used on Mech. Gover- nor Bracket on Model 140200 Series type No. 9137.						

† Included in Gasket Set
Part No. 295970.

140200 to 140257
141200 to 141257

REF. NO. 535 - 681

REF. NO.	PART NO.	DESCRIPTION	REF. NO.	PART NO.	DESCRIPTION	REF. NO.	PART NO.	DESCRIPTION
535	27987	Element-Air Cleaner Note: 294861 Cover and Filter-Air Cleaner Used on Model 140200 Series type No. 0143. Uses: 27795 Gasket (Internal)		260683	Rod-Speed Control	542	91494	Screw-Clip Mtg. Note: 91359 Screw-Machine, Fil. Hd. - #10-32 x 3/4" Used on Model 140200 Series type Nos. 0135, 0148, 504025.
536	297036	Cleaner Assy. -Air Note: 294870 Cleaner Assy. - Air (Includes Mtg. Stud) Used on Model 140200 Series type No. 0143. 297778 Cover-Carburetor (Includes Mtg. Stud) Used on Model 140200 Series type No. 9137.		260864	Link-Speed Control Used between Square Rod and Bell Crank on Carburetor.		92484	Screw-Machine, Fil. Hd. -10-32 x 1/2" Used on Model 140200 Series type No. 9137.
			539	221372	Clip-Speed Control Note: 66432 Washer 26157 Spring Used on Model 140200 Series type Nos. 0135, 0148, 504025.	590	93226	Screw-Breaker Mtg.
538	260660	Rod-Speed Control Note: 260683 Rod-Speed Control 260684 Link-Speed Control Used between rod and speed adjuster lever on Model 140200 Series type Nos. 0135, 0148, 504025.		221766	Cap-Friction Spring 260847 Spring-Friction Used on Model 140200 Series type No. 9137.	605	297170	Bracket-Guard
			540	221380	Lever-Speed Adjuster	606	221445	Strap-Adjusting
			541	22398	Washer-Speed Adjuster Lever to Carburetor	607	93338	Screw-Sem (Bracket to Cylinder)
						608	295001	Starter Assembly-Rewind
						609	260664	Spring-Throttle Link
						612	296811	Pipe-Fuel (Plastic)
						634	270167	Washer-Throttle Shaft (Felt)
						655	221014	Anchor-Spring
						656	260672	Spring-Idler Arm
						681	299060	Needle Valve Kit