

171700 to 171706

Illustrated Parts List MODEL SERIES 171700 to 171706

TYPE NUMBERS
0010 through 0016
0110 through 0125

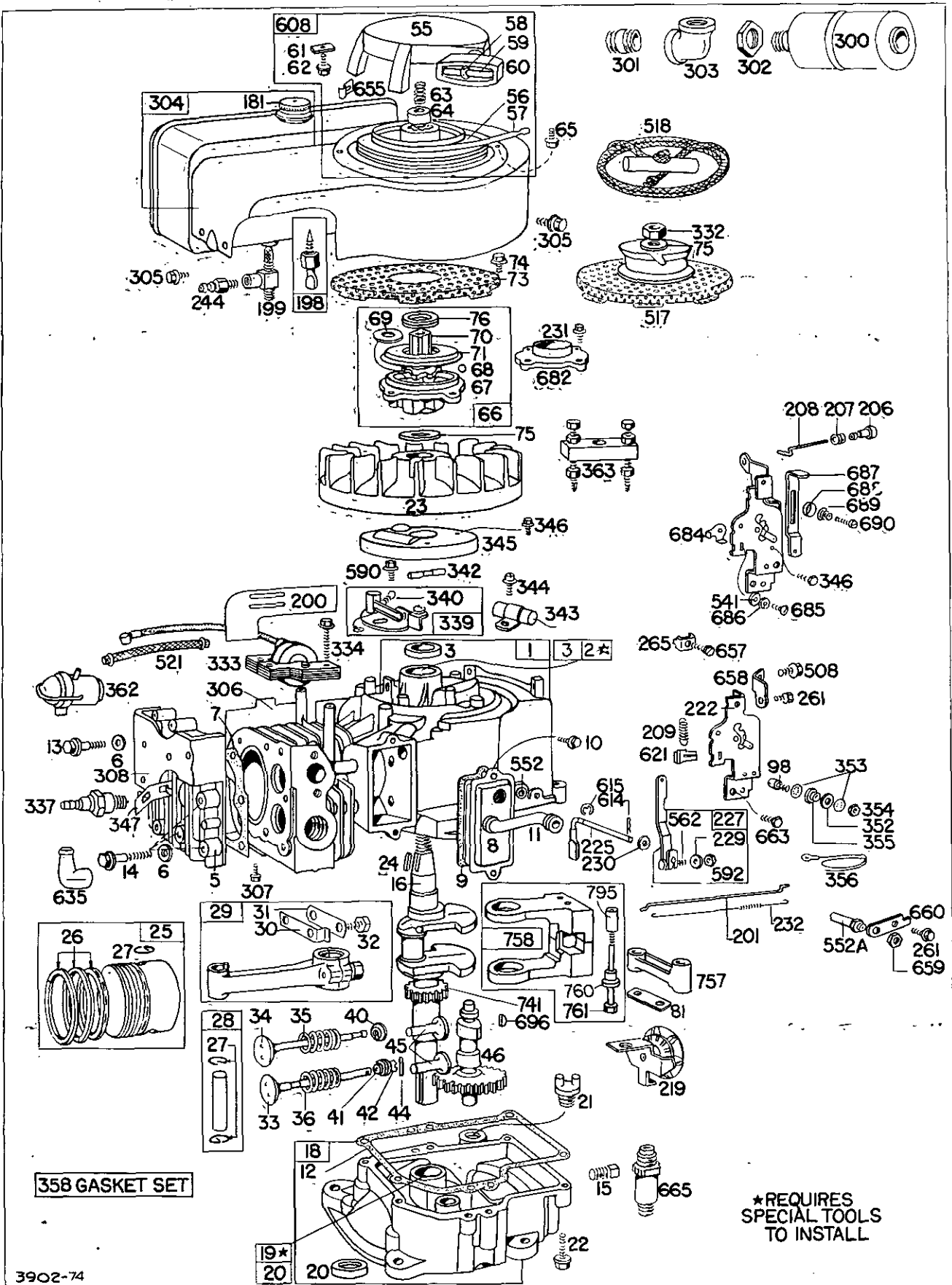
**TO FIND
THE CORRECT NUMBER OF THE PART YOU NEED:
FOLLOW THE INSTRUCTIONS BELOW:**

- A. Refer to Engine Model, Type and Code Number that is stamped on the blower housing or name plate of engine. (Engine type numbers such as 0123 01 are listed herein only as 0123. The two digits (01 or 02, etc.) to the right of the space are not needed for parts identification). Then use the Illustrated Parts List covering these Model Series.
- B. Refer to Illustrated Parts section and compare the old part with illustration. The number on the illustration is the Reference Number. Assemblies include all parts shown in frames. All parts shown in assembly frames on which individual reference numbers are given can be purchased separately.
- C. After the Reference Number has been identified, refer to the Numerical Parts List, where Reference and Master Part Numbers are listed. **THE MASTER PART IS USED ON ALL TYPE NUMBERS EXCEPT THOSE TYPE NUMBERS UNDER "NOTE".**
- D. If a "Note" appears below the Master Part Number, this means that this part differs from the Master Part for certain types. If the Type Number is listed under "Note", order the part referred to.
- E. If the Engine Type Number does not appear after any part number listed under "Note", use the Master Part Number.
- F. For Type Numbers higher than those covered by this book, please refer to the factory if you are unable to identify the part by comparison.

PRINTED IN U.S.A.



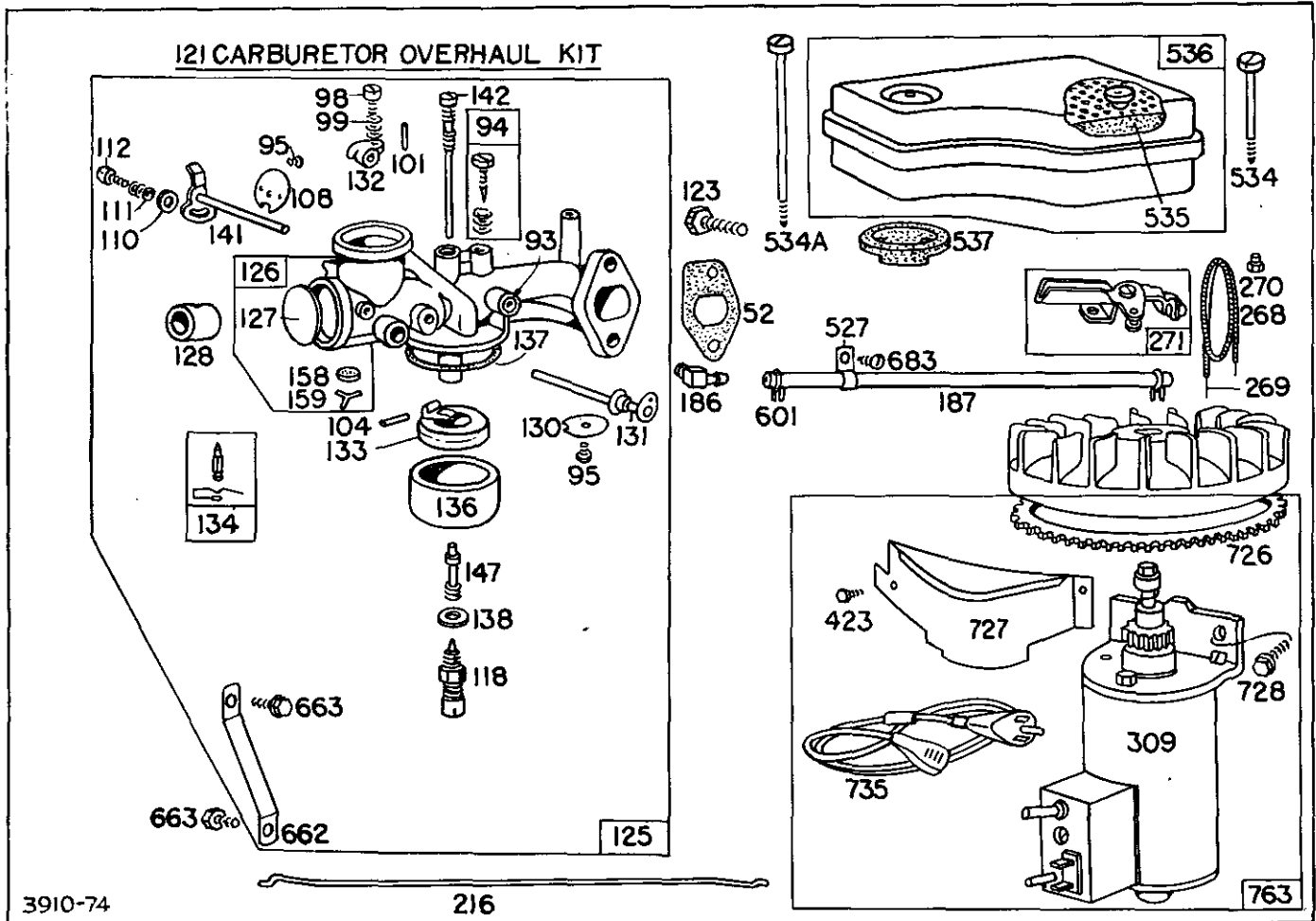
171700 to 171706



Assemblies include all parts shown in frames.

171700 to 171706

121 CARBURETOR OVERHAUL KIT

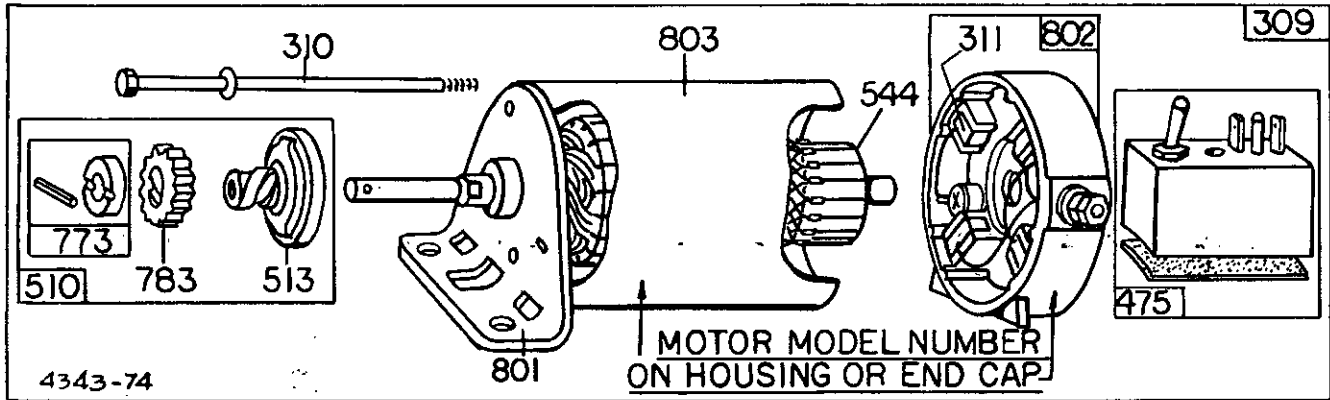


Assemblies include all parts shown in frames.

171700 to 171706

INSTRUCTIONS

To determine the part number of a starter motor, or starter motor part, first identify the starter motor manufacturer and motor model number. See illustration for location. Next, use chart to select part number.



Subject		Ref. No. 309	Ref. No. 510	Ref. No. 801	Ref. No. 544	Ref. No. 803	Ref. No. 802	Ref. No. 311	Ref. No. 310	Ref. No. 475
Starter Motor Mfr. and Motor Model Number		Motor and Drive Assy.	Drive Assembly	End Cap Assy. Drive	Armature Assy.	Housing Assy.	End Cap Assy. Commutator*	Brush Assy.	Thru Bolt Assy.	Rectifier Assy.
American Bosch	12 V. SMH 12-A11	390307	390443	390444	390446	390447	390448	390449	390450	
	12 V. SME 12-A8	299330	390094	390092	390086	390097	390089		390080	
	12 V. 01965-23-MO-30-SM	390838	391461**	390444	391607	390447	390448	390449	390450	
	110 V. SME 110-C3	299329	390094	390091	390088	390096	390098	390081	390080	390099
	110 V. SME 110-C6	299556	390094	390092	390088	390095	390098	390081	390080	390084
	110 V. SME 110-C8	299764	390094	390093	390088	390096	390098	390081	390080	390099
Mitsubishi	12 V. MMO-5ML	390307	299963	390454	390456	390452	390455	390990	299962	
	12 V. MMO-4FL	299330	299963	390454	390457	390453	390455	390990	299962	
	12 V. MODIT02271	390838	391461**	391585	391584	390452	390455	390990	93771	
	110 V. J282188	299329	299963	299964	299968	299967	299965		299962	299966
Briggs & Stratton										
	12 V.	390838	391461**	390825	390837	390849	390846	391705	391706	

* Includes Brush Set

** Includes # 391135 Clutch Assembly (Ref. No. 513)
 # 280104 Gear (Ref. No. 783)
 # 391462 Retainer and Pin (Ref. No. 773)

REF. NO.	PART NO.	DESCRIPTION	REF. NO.	PART NO.	DESCRIPTION	REF. NO.	PART NO.	DESCRIPTION
1	299854	Cylinder Assembly	26	299569	Ring Set—Piston—Std. Consists of:	30	221725	Dipper—Conn.; Rod
2	391726	Bushing—Cylinder			211637 Ring, Piston, Comp., Top, Std.	31	220811	Lock—Conn. Rod Screw
	Note:	Requires Special Tools for Installation			211636 Ring, Piston, Comp., Center, Std.	32	92659	Screw—Conn.; Rod
3	294606	Seal—Oil			211635 Ring, Piston, Oil, Std.	33	260952	Valve—Exhaust
5	211592	Head—Cylinder					Note:	260444 Valve—Exhaust Used on type No. 0123.
6	22963	Washer—Plain				34	299884	Valve—Intake (Grooved Stem— Includes Retainer No. 221596) Used after Serial No. 6711030.
7	270430	Gasket—Cylinder Head					Note:	230386 Valve—Intake (with hole in stem) Used before Serial No. 6711060. For Pins and Retainers for Valve No. 230386, see Ref. No. 40.
8	299848	Breather Assembly		299570	Ring Set—Piston— .010" O.S. Consists of:			299885 Valve—Intake Used on type No. 0123.
9	27803	Gasket—Valve Cover			211649 Ring, Piston, Comp., Top, .010" O.S.			
10	93536	Screw—Breather Mounting Sem			211650 Ring, Piston, Comp., Center, .010" O.S.			
11	280005	Tube—Breather			211651 Ring, Piston, Oil, .010" O.S.			
12	27750	Gasket—Crankcase Cover—1/64" thick			299571	Ring Set—Piston— .020" O.S. Consists of:		
	27876	Gasket—Crankcase Cover—.005" thick			211653 Ring, Piston, Comp., Top, .020" O.S.			
	27877	Gasket—Crankcase Cover—.009" thick			211654 Ring, Piston, Comp., Center, .020" O.S.			
13	93210	Screw—Cylinder Head (2-9/32" long)			211655 Ring, Piston, Oil, .020" O.S.			
14	93211	Screw—Cylinder Head (2-21/32" long)			299572	Ring Set—Piston— .030" O.S. Consists of:		
15	91084	Plug—Oil Drain			211657 Ring, Piston, Comp., Top, .030" O.S.			
16	260972	Crankshaft			211658 Ring, Piston, Comp., Center, .030" O.S.			
18	298616	Sump—Oil			211659 Ring, Piston, Oil, .030" O.S.			
19	295963	Bushing—Oil Sump						
	Note:	Requires special tools for installation.						
20	298423	Seal—Oil						
21	66768	Plug—Oil Filler						
22	93585	Screw—Sump Mtg. Sem						
23	298260	Flywheel—Magneto						
	Note:	299375 Flywheel—Magneto Used on type Nos. 0123, 0125.						
24	61760	Key—Flywheel						
25	299573	Piston Assy.—Standard						
	299566	Piston Assembly— .010" O.S.						
	299567	Piston Assembly— .020" O.S.						
	299568	Piston Assembly— .030" O.S.						
PISTON RING SETS:								
	Note:	For Chrome Piston Ring Set—Standard Size— order Part No. 299743.						
	27	68546	Lock—Piston Pin					
	28	295840	Pin Assy.—Piston— Standard					
		295841	Pin Assembly— Piston—.005" O.S.					
	29	295839	Rod Assy.—Connecting					
	Note:	For Connecting Rod with .020 undersize Crankpin Bore—order No. 298788.						
	35	65906	Spring—Intake Valve					
	36	26828	Spring—Exhaust Valve					
	40	221596	Retainer—Intake Valve (Used with Valves with groove in stem after Serial No. 6711030)					
	Note:	230477 Retainer— Intake Valve Spring						
		230476 Pin—Intake Valve Spring Retainer Used before Serial No. 6711060 with Valves with holes in stem except those with Rotocoil (Ref. No. 41)						
	41	292260	Rotocoil—Exhaust Valve					
	42	230569	Retainer—Exhaust Valve Rotocoil					
	44	230570	Pin—Exhaust Valve Rotocoil Spring Retainer					
	45	260933	Tappet—Valve					
	46	211689	Gear—Cam					
	52	270538	Gasket—Intake Elbow Mounting					

◆ Included in Gasket Set— Part No. 299577.

171700 to 171706

REF. NO. 55 - 261

REF. NO.	PART NO.	DESCRIPTION	REF. NO.	PART NO.	DESCRIPTION	REF. NO.	PART NO.	DESCRIPTION
55	295272	Housing—Rewind Starter		Note: 93014	Screw (to mount Screen (4) to Fan Blades)	141	299647	Shaft and Lever—Choke
	Note: 298402	Housing—Rewind Starter		93381	Screw (to mount Screen (4) to Starter Clutch)		Note: 299746	Shaft and Lever—Choke
		Used on type No. 0121.		92791	Washer—Lock (4)			Uses: 270382 Washer—Felt
56	295871	Pulley—Rewind Starter			Used on type No. 0121.	142	† 299740	Nozzle—Carburetor
57	294303	Spring—Rewind Starter	75	220865	Washer—Spring	147	† 230932	Screw—Nozzle
58	66564	Rope—Rewind Starter (63" long)	76	68238	Washer—Ratchet Sealing	158	27590	Filter—Carburetor Drain
	Note:	If longer rope is needed order No. 66574 and cut to required length.	81	222003	Lock—Counterweight Screw	159	220521	Retainer—Carburetor Drain Filter
59	230228	Pin—Starter Grip	93	23108	Bushing—Throttle Shaft	181	293270	Cap—Fuel Tank
60	66728	Grip—Starter Rope	94	† 292681	Valve Assembly—Carburetor Idle	186	67218	Connector—Fuel Pipe
61	68848	Bumper—Starter Pulley	95	93038	Screw—Throttle and Choke Valve Mtg. Sem	187	296004	Pipe—Fuel
62	93254	Screw—Pulley Bumper Mounting	98	91920	Screw—Machine, Fill. Hd. 8-32 x 5/8"	198	293934	Valve—Fuel Shut-Off
63	260414	Spring—Ratchet	99	26157	Spring—Throttle Adjustment	199	295896	Outlet—Fuel Tank (Includes Strainer)
64	230543	Adapter—Ratchet Spring	101	93043	Pin—Throttle Stop		Note: 292797	Outlet—Fuel Tank (Includes Strainer)
65	93163	Screw—Rewind Starter Housing Mtg. Sem	104	† 230896	Pin—Float Hinge			Used on type No. 0125.
	Note: 230796	Nut—Starter Mounting	108	222010	Valve Choke	200	221760	Guide—Air
	93420	Screw—Sem (on Blower Housing)	110	220899	Washer—Choke Lever	201	260971	Link—Governor
	92290	Washer—Lock	111	26229	Spring—Choke Lever	206	230149	Nut—Gov. Control Rod
	90289	Nut—Square (on Blower Housing)	112	23270	Screw—Choke Lever	207	26855	Spring—Control Rod
		Used on type No. 0121.	118	† 391233	Valve—Needle	208	230853	Rod—Governor Control
66	298798	Clutch Assembly—Rewind Starter	121	299852	Carburetor Overhaul Kit	209	260723	Spring—Governor
67	211383	Housing—Rewind Starter Clutch	123	93357	Screw—Carburetor Mtg.	216	260979	Link—Choke
68	63770	Ball—Clutch	125	390411	Carburetor Assembly (Manual Choke)	219	298614	Oil Slinger Gov. Gear and Bracket Assembly
69	66718	Washer—Starter Clutch, Thrust		Note: 390417	Carburetor Assy. (Choke-A-Matic)	222	298997	Plate—Gov. Control
70	298799	Ratchet—Rewind Starter Clutch			Used on type Nos. 0122, 0125.		Note: 298998	Plate—Gov. Control
71	221653	Washer—Retainer	126	299851	Body Assembly—Carburetor	225	230759	Shaft—Gov. Lever
73	221796	Screen—Rewind Starter	127	† 221997	Plug—Welch	227	298303	Lever Assy.—Governor
	Note: 221668	Screen—Rewind Starter	128	211682	Venturi—Carburetor	229	220680	Washer—Gov. Lever
		Used on type No. 0121.	130	221986	Valve—Throttle	230	221559	Washer—Gov. Lever
74	93042	Screw—Rotating Screen Mounting Sem	131	299650	Shaft and Lever—Throttle	231	93064	Screw—Sem
			132	211712	Stop—Throttle	232	260584	Spring—Governor Link
			133	299707	Float—Carburetor	244	230318	Connector—Fuel Pipe
			134	† 299096	Valve—Fuel Inlet		Note: 67218	Connector—Fuel Pipe
			136	221995	Bowl—Float			Used on type No. 0125.
			137	† 270511	Gasket—Float Bowl	261	93105	Screw—Sem
			138	† 222014	Washer—Float Bowl			

† Included in Carburetor Overhaul Kit—Part No. 299852.

REF. NO.	PART NO.	DESCRIPTION	REF. NO.	PART NO.	DESCRIPTION	REF. NO.	PART NO.	DESCRIPTION
265	221535	Clamp—Casing Note: 93543 Screw—Sem Used to fasten Casing to Carburetor on type Nos. 0120, 0121.		299862	Housing—Blower (No Tank) Used on type No. 0121.			Uses: 90200 Screw—Terminal 90576 Nut—Hex. 92791 Washer—Lock (2) 93067 Screw—Terminal to Control Plate Used on type No. 0124.
268	65616	Casing—Control Wire—.72" long Note: If longer casing is required, specify length in inches; if shorter wire is needed, order No. 65616 and cut to required length.	305	93158	Screw—Blower Housing Mounting Sem Note: 93294 Screw—Sem Used on type Nos. 0120, 0124.	353	92791	Washer—Lock—Shakeproof (3)
269	26633	Wire—Control—78" long Note: If longer wire is required, specify length in inches; if shorter wire is needed, order No. 26633 and cut to required length.	306	221898	Shield—Cylinder	354	90576	Nut—Hex.—8-32 (2)
270	63426	Locknut—Control Wire Casing	307	93163	Screw—Cylinder Shield Mtg. Sem	355	66554	Collar—Insulating
271	290568	Lever Assy.—Control	308	221901	Cover—Cylinder Head Motor—Starting (12 Volt) and (110 Volt) See Chart on Page 4 for Replacement Parts for Starting Motors	356	299500	Wire—Ground
300	294599	Muffler—Exhaust	309			358	299577	Gasket Set
301	91245	Nipple—Exhaust	332	92284	Nut	362	291630	Shield—Spark Plug
302	91242	Locknut—Muffler and Elbow	333	298968	Armature Assembly	363	19165	Puller—Flywheel
303	91205	Elbow—Muffler—90° Note: 91219 Elbow—Muffler, 45° Street 91464 Elbow—Muffler, 90° Street Used on type No. 0125.	334	93381	Screw—Armature Mounting Sem	423	93410	Screw—Sem
304	299870	Housing—Blower (with Tank) Note: 299392 Housing—Blower Used in type Nos. 0123, 0125. For Fuel Tank used on type No. 0125, order No. 292945. 299861 Housing—Blower (No Tank) Used on type Nos. 0120, 0124.	337	298809	Plug—Spark (1-1/2" high—38 M. M.) 29693 Plug—Spark (2" high—51 M. M.) Note: Above Spark Plugs use 221798 Ignition Cable Terminal.	508	93294	Screw—Sem
			339	29667	Breaker Assy.—Ignition	517	295423	Pulley—Rope Starter (with screen) Note: 299307 Pulley with Screen—Rope Starter 210899 Pulley—V-Belt 93535 Screw—Sem—Rope Pulley to V-Pulley 90931 Screw—V-Pulley Mounting 90832 Lockwasher—V-Pulley Mounting Used on type Nos. 0120, 0125.
			340	26018	Spring—Breaker Arm	518	69932	Rope—Starter
			342	65704	Plunger—Breaker Point	521	298529	Shielding—Ignition Cable
			343	29861	Condenser	527	221428	Clamp
			344	93370	Screw—Condenser Mounting Sem	534	93330	Screw—Air Cleaner
			345	221046	Cover—Breaker Point	534A	93323	Screw—Air Cleaner
			346	93014	Screw—Hex. Hd.	535	270528	Element—Air Cleaner
			347	220884	Switch—Stop (For 1-1/2" high—38 M. M. Spark Plugs) Note: 221808 Switch—Stop (For 2" high—51 M. M. Spark Plugs)	536	299849	Cleaner Assy.—Air
			352	66068	Washer—Insulating Note: 66895 Insulator—Terminal	537	270539	Gasket—Air Cleaner
						541	22398	Washer
						552	230927	Bushing—Governor Shaft (no threads)
						552A	230761	Bushing—Governor Shaft (with threaded end)

171700 to 171706 REF. NO. 562 - 763

REF. NO.	PART NO.	DESCRIPTION	REF. NO.	PART NO.	DESCRIPTION	REF. NO.	PART NO.	DESCRIPTION	
562	92613	Bolt-Governor Lever			Uses: 93381 Screw (to mount Fan and Screen to Starter Clutch (4) 92791 Washer-Lock (4) Used on type No. 0121.	735	390966	Cord-Starter	
590	93226	Screw-Breaker Mounting Sem				Note:	390748	Cord-Starter (For Canadian use only)	
592	90356	Nut-Hex., 10-24				741	230924	Gear-Timing	
601	93053	Clamp-Fuel Pipe				757	211675	Link-Counterweight	
608	295001	Starter Assy. -Rewind				758	299752	Counterweight Assy.	
614	93306	Cotter-Hair Pin				759	298909	Pin-Counterweight (2)	
615	93307	Retainer-E-Ring	683	93067		Screw	760	230940	Spacer-Counterweight (2)
621	297472	Switch-Stop	684	221781		Stop-Control Lever	761	93564	Screw-Counterweight (2)
635	66538	Elbow-Spark Plug	685	93392		Screw-Machine, Rd. Hd. -5-40 x 1/2"	763	299914	Electric Starter Kit-110 Volt (Gear Drive)
655	221014	Anchor-Spring	686	91622		Washer-Lock	Note:		Cannot be used on Engines with Fuel Tank welded to Blower Housing.
657	93496	Screw-Sem	687	298957	Slide-Friction Control				
658	221576	Strap-Control Plate	688	221766	Cap-Friction Spring				
	Note:	221827 Strap-Speed Control	689	260847	Spring-Friction				
		Used on type Nos. 0122, 0123, 0125.	690	92484	Screw-Machine, Fil. Hd. -10-32 x 1/2"				
659	93390	Nut-Governor Shaft Bushing	696	93558	Key-Timing Gear				
660	221577	Bracket-Control Plate	726	299543	Gear, Ring (includes mounting parts)	Note:		For 12 Volt Gear Drive Starter Kit, order No. 390211. Cannot be used on Engines with Fuel Tank welded to Blower Housing.	
662	222027	Bracket-Carburetor							
663	93572	Screw	727	390233	Cover and Shield-Starter				
665	296768	Oil Minder							
682	211516	Shield-Starter Clutch	728	93523	Screw-Sem				
	Note:	211521 Fan-Starter Clutch	729	221907	Clip-Wire				