

300420 to 300425

Illustrated Parts List

MODEL SERIES

300420 to 300425

TYPE NUMBERS

0010 through 0023

0110 through 0147

TO FIND

THE CORRECT NUMBER OF THE PART YOU NEED:

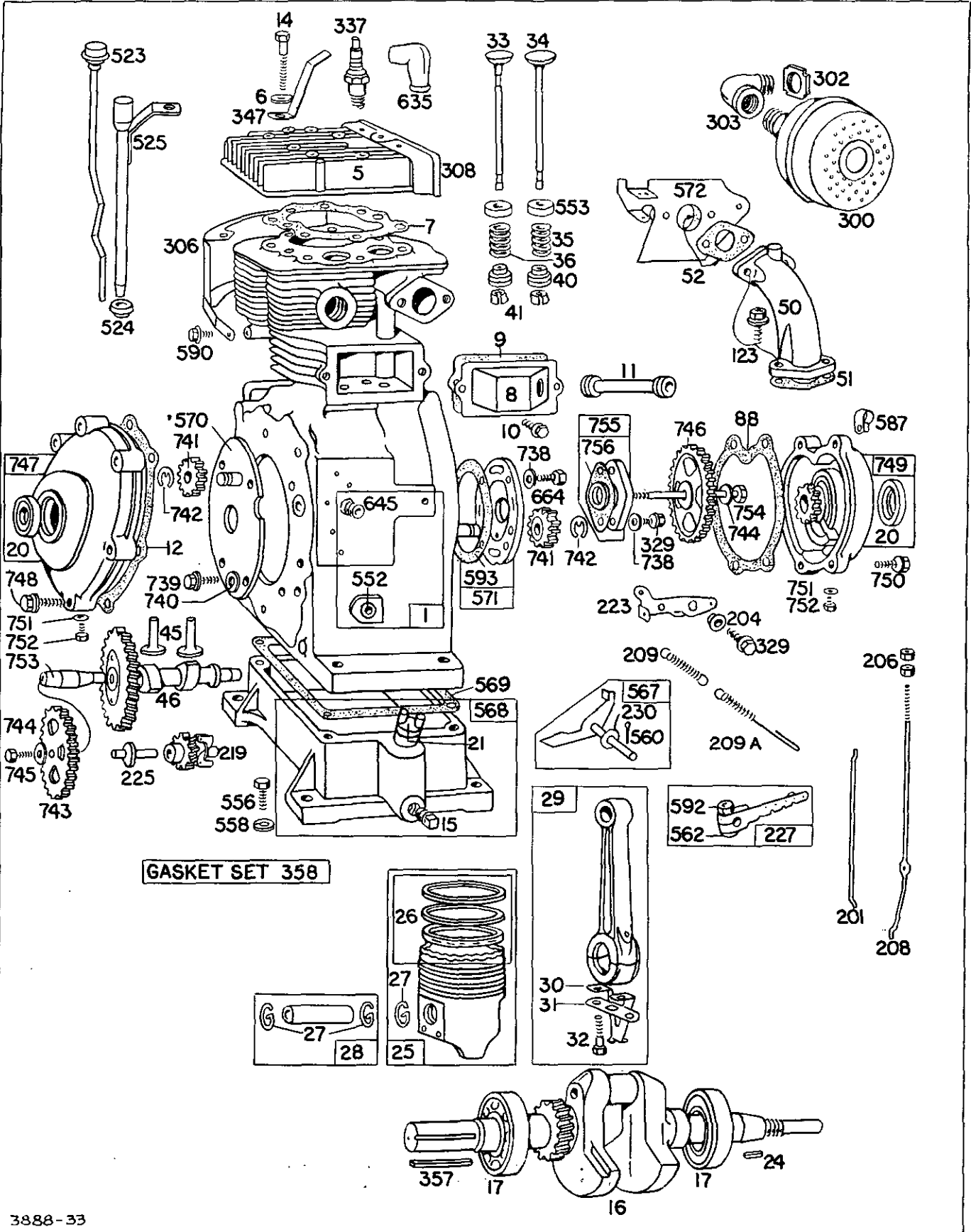
FOLLOW THE INSTRUCTIONS BELOW

- A. Refer to Engine Model, Type and Code Number that is stamped on the blower housing or name plate of engine. Engine type numbers such as 0123 01 are listed herein only as 0123. The two digits (01 or 02, etc.) to the right of the space are not needed for parts identification. Then use the *Illustrated Parts List* covering these Model Series.
- B. Refer to Illustrated Parts section and compare the old part with illustration. The number on the illustration is the Reference Number. Assemblies include all parts shown in frames. All parts shown in assembly frames on which individual reference numbers are given can be purchased separately.
- C. After the Reference Number has been identified, refer to the Numerical Parts List, where Reference and Master Part Numbers are listed. **THE MASTER PART IS USED ON ALL TYPE NUMBERS EXCEPT THOSE TYPE NUMBERS UNDER "NOTE"**.
- D. If a "Note" appears below the Master Part Number, this means that this part differs from the Master Part for certain types. If the Type Number is listed under "Note", order the part referred to.
- E. *If the Engine Type Number does not appear after any part number listed under "Note", use the Master Part Number.*
- F. For Type Numbers higher than those covered by this book, please refer to the factory if you are unable to identify the part by comparison.

PRINTED IN U.S.A.



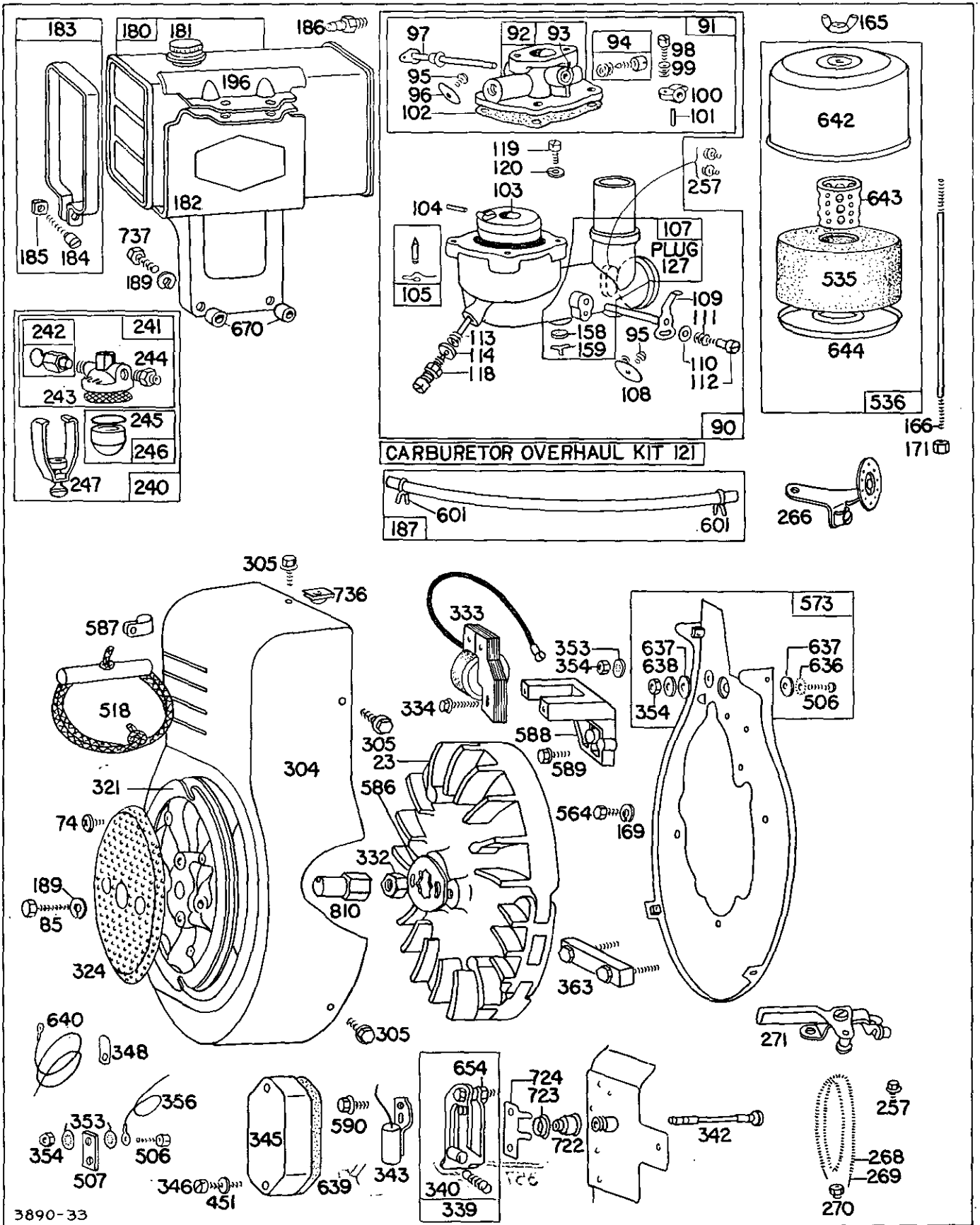
300420 to 300425



3888-33

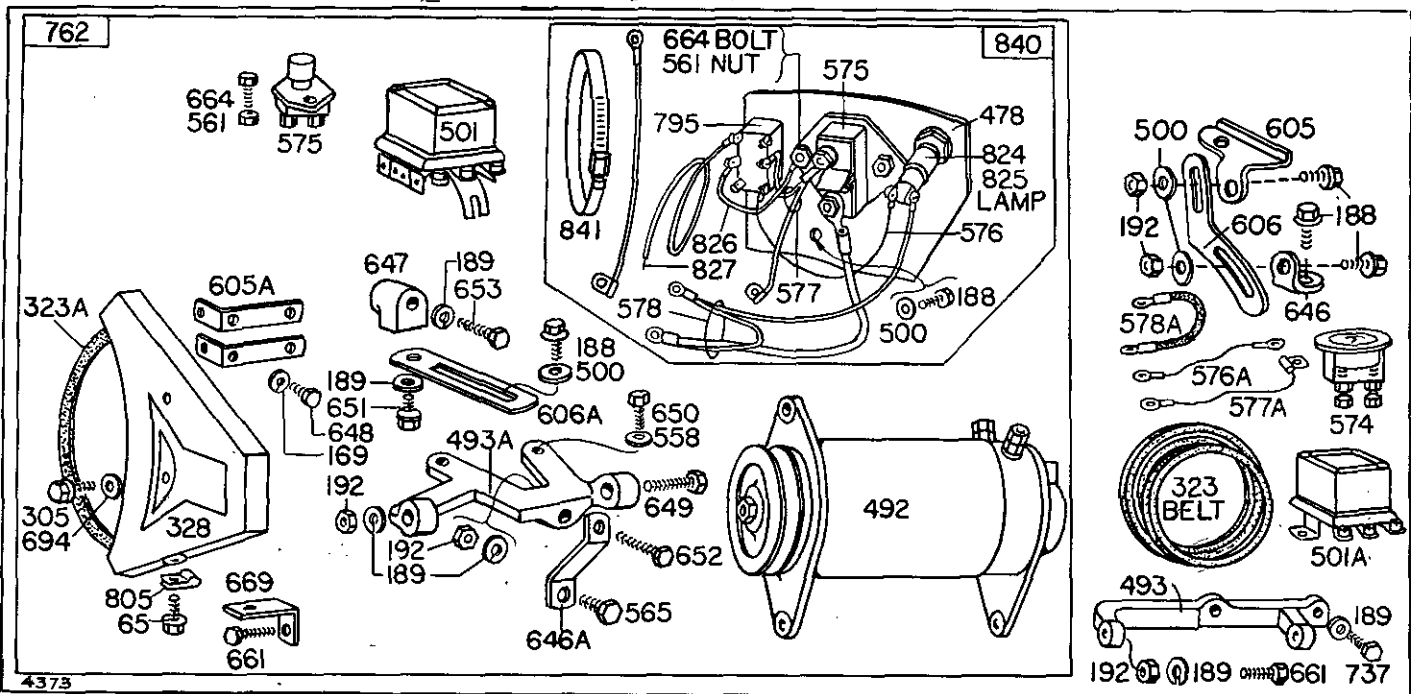
Assemblies include all parts shown in frames

300420 to 300425



Assemblies include all parts shown in frames.

300420 to 300425



Assemblies include all parts shown in frames.

REF. NO. 1 - 26

REF. NO.	PART NO.	DESCRIPTION	REF. NO.	PART NO.	DESCRIPTION	REF. NO.	PART NO.	DESCRIPTION
1	391096	Cylinder Assembly			Cylinder Head and Mounting Bracket	23	298975	Flywheel-Magneto
5	211889	Head-Cylinder			(furnished by equipment manufacturer)	24	61760	Key-Flywheel
6	22963	Washer-Cylinder Hd.			on type Nos. 0122, 0137.	25	299688	Piston Assembly-Standard
7	*270400	Gasket-Cylinder Head			93583 Stud-Cylinder Head (9)		299716	Piston Assembly-.010" O.S.
8	299328	Breather			Used on type No. 0140.		299717	Piston Assembly-.020" O.S.
9	*27803	Gasket-Valve Cover	15	91084	Plug-Pipe-3/8"		299718	Piston Assembly-.030" O.S.
10	93394	Screw-Breather Mounting Sem	16	261218	Crankshaft	MODEL 300400 SERIES PISTON RING SETS:		
11	68818	Tube-Breather			Note: 260999 Crankshaft	Note: For Chrome Piston Ring Set - Standard Size - order Part No. 299745.		
12	*270448	Gasket-Cover (P. T. O. Side)			Used on type Nos. 0122, 0137.	26	299690	Ring Set-Piston-Standard
14	92674	Screw-Cylinder Head	17	291667	Bearing-Ball	Consists of:		
	Note:	93211 Screw-Cylinder Head (2)	20	299609	Seal-Oil	211602 Ring-Piston, Comp., Top, Standard		
		22963 Washer (2)	21	66768	Plug-Oil Filler			
		93583 Stud-Cylinder Head (2) (With Hexagon Section)			Note: 298860 Oil Minder			
		Used to mount			Used on type Nos. 0123, 0128, 0130, 0141.			

* Included in Gasket Set-Part No. 299719.

REF. NO.	PART NO.	DESCRIPTION	REF. NO.	PART NO.	DESCRIPTION	REF. NO.	PART NO.	DESCRIPTION
		211603 Ring-Piston, Comp., Center, Standard	30	221777	Dipper-Connecting Rod	93	23108	Bushing-Throttle Shaft
		299689 Ring-Piston, Oil, Standard (w/expander)	31	221776	Lock-Connecting Rod Screw	94	† 292681	Valve Assembly-Carburetor Idle
299710		Ring Set-Piston-.010" O.S. Consists of:	32	230907	Screw-Connecting Rod	95	93038	Screw-Choke and Throttle Valve Mounting Sem
		211694 Ring-Piston, Comp., Top, .010" O.S.	33	261207	Valve-Exhaust	96	221939	Valve-Throttle
		211695 Ring-Piston, Comp., Center, .010" O.S.	34	261206	Valve-Intake Used after Code No. 7004161.	97	298535	Shaft Assembly-Throttle
		299713 Ring-Piston, Oil, .010" O.S. (w/expander)		Note:	230861 Valve-Intake Used before Code No. 7004171.	98	91920	Screw-Machine, Fill. Head-8-32 x 5/8"
299711		Ring Set-Piston-.020" O.S. Consists of:	35	26828	Spring-Intake Valve	99	26157	Spring-Throttle Adjustment
		211698 Ring-Piston, Comp., Top, .020" O.S.	36	26828	Spring-Exhaust Valve	100	61967	Stop-Throttle
		211699 Ring-Piston, Comp., Center, .020" O.S.	40	292260	Rotocoil-Exhaust and Intake Valve	101	93043	Pin-Throttle Lever
		299714 Ring-Piston, Oil, .020" O.S. (w/expander)	41	68283	Collar-Valve Spring Retainer	102	† 270268	Gasket-Carburetor Body
299712		Ring Set-Piston-.030" O.S. Consists of:	45	26670	Tappet-Valve	103	298514	Float-Carburetor
		211702 Ring-Piston, Comp., Top, .030" O.S.	46	211794	Gear-Cam	104	† 230896	Pin-Float Hinge
		211703 Ring-Piston, Comp., Center, .030" O.S.	50	211589	Elbow-Carburetor Intake	105	† 299096	Valve-Fuel Inlet
		299715 Ring-Piston, Oil, .030" O.S. (w/expander)		Note:	211419 Elbow-Intake Used on type Nos. 0127, 0136.	107	391066	Body Assembly-Lower Carburetor
27	260924	Lock-Piston Pin	57	† *270267	Gasket-Intake Elbow		Note:	391069 Body Assy.-Lower Carburetor Used on type Nos. 0120, 0121, 0122, 0127, 0133, 0135, 0137, 0140, 0143, 0147.
28	299691	Pin Assembly-Piston-Standard	52	*27381	Gasket-Intake Elbow Mounting	108	298730	Valve-Choke
29	299632	Rod Assembly-Connecting	74	93521	Screw-Rotating Screen Mounting	109	298534	Shaft and Lever-Choke
		Note: For Connecting Rod with .020" undersize Crankpin Bore - order No. 390306.	85	91386	Screw-Fan Pulley Mounting		Note:	298622 Shaft and Lever-Choke Used on type Nos. 0120, 0121, 0122, 0127, 0133, 0135, 0137, 0140, 0143, 0147.
			88	270449	Gasket-Gear Case Cover	110	62899	Washer-Choke Lever
			90	299353	Carburetor Assembly (Not available-Use Part No. 391065)	111	26155	Spring-Choke Lever
				Note:	299551 Carburetor Assembly. (Not available-Use Part No. 391070)	112	23123	Screw-Choke Lever
			91	† 299687	Body Assembly-Upper Carburetor	113	† 299518	Nozzle-Carburetor
			92	299357	Body-Upper Carburetor	114	† 68667	Gasket-Nozzle
					Used on type Nos. 0120, 0121, 0122, 0127, 0133, 0135, 0137, 0140, 0143, 0147.	118	† 99525	Valve Assembly-Needle
						119	90746	Screw-Machine, Fill. Head-10-32 x 5/8"

* Included in Gasket Set-Part No. 299719.

† Included in Carburetor Overhaul Kit-Part No. 299720.

REF. NO.	PART NO.	DESCRIPTION	REF. NO.	PART NO.	DESCRIPTION	REF. NO.	PART NO.	DESCRIPTION
120	92290	Washer—Lock— No. 10 x 1/16 x- 3/64"	187	296004	Pipe—Flexible Fuel Note: 299146 Pipe— Flexible Fuel Used on type No. 0140.	209A	260816	Spring—Governor (2-1/2" long)
121	299720	Carburetor Overhaul Kit	188	93535	Screw—Sem Note: 92271 Screw—Cap 90366 Washer—Lock Used to mount Starter Generator Pivot Bracket to upper Bracket on type Nos. 0122, 0137.	219	291192	Gear Assembly— Governor
123	93357	Screw—Hex. Hd. Note: 93415 Screw—Sem (2) Used on type Nos. 0127, 0136.	189	90366	Washer—Lock— 5/16 x 1/8 x 1/16"	223	22814	Lever—Governor Control Note: 221987 Lever— Governor Control Used with No. 22814 Lever on type Nos. 0122, 0137.
127	† 221747	Plug—Welch	192	91397	Nut—Hex. 5/16-18	225	291177	Shaft—Governor Gear
158	27590	Filter—Carburetor Drain	196	22907	Support—Upper Fuel Tank	227	298399	Lever Assembly— Governor Note: 291365 Lever Assy.— Governor Used on type Nos. 0117, 0126, 0128, 0129, 0130, 0131, 0134, 0138, 0141, 0143.
159	220521	Retainer—Carburetor Drain Filter	201	260923	Link—Throttle Note: 26725 Link—Throttle Used on type No. 0127.	230	22826	Washer—Governor Crank
165	93453	Nut—Wing Note: 93552 Screw—Sem 62199 Washer (Spacer is furnished by equipment manu- facturer) Used on type Nos. 0120, 0127.	204	23849	Bushing—Control Lever Note: 230919 Bushing— Control Lever Used on type Nos. 0122, 0137.	240	295984	Filter Assembly— Fuel Note: 297563 Outlet Assy.— Fuel Tank Used on type No. 0140.
166	230768	Stud—Air Cleaner Note: 230840 Stud—Air Cleaner Used on type Nos. 0120, 0127.	206	93422	Nut—Governor Adjusting Note: 21772 Nut—Governor Adjusting Used on type Nos. 0020, 0023, 0117, 0121, 0125, 0126, 0128, 0129, 0131, 0132, 0133, 0134, 0135, 0136, 0138, 0140, 0141, 0143.	241	296005	Cover Assembly— Fuel Filter
169	90832	Washer—Lock— 1/4 x 3/32 x 5/64"	208	230040	Rod—Governor Control	242	295913	Valve—Fuel Shut-Off Note: 293934 Valve—Fuel Shut-Off Used on type No. 0140.
171	92129	Nut—Hex. —1/4-28	209	260815	Spring—Governor (2" long) Note: 26764 Spring— Governor Used on type Nos. 0117, 0126, 0128, 0129, 0130, 0131, 0132, 0133, 0134, 0138, 0141, 0143.	243	22547	Screen—Fuel Filter
180	291488	Tank Assembly— Fuel (6 Quart) Note: 292415 Tank Assy.— Fuel (8 Quart) Used on type Nos. 0123, 0124, 0128, 0129.				244	230318	Connector—Fuel Pipe
181	69221	Cap—Fuel Tank				245	*68477	Gasket—Fuel Filter Bowl
182	22813	Bracket—Fuel Tank				246	298683	Bowl—Fuel Filter
183	291490	Strap Assy.— Fuel Tank				247	99665	Yoke Assy.— Fuel Filter
184	91257	Screw—Machine, Fill. Head— 1/4-20 x 1-1/4"				257	93543	Screw—Casing Clamp Note: 93107 Screw—Casing Clamp 22372 Clamp—Casing 221988 Bracket— Casing Clamp Used on type Nos. 0122, 0137.
185	90970	Nut—Square—1/4-20						
186	230318	Connector—Fuel Pipe Note: 67218 Connector— Fuel Pipe Used on type Nos. 0120, 0121, 0127, 0135, 0142, 0147.						

* Included in Gasket Set—
Part No. 299719.

† Included in Carburetor Overhaul
Kit—Part No. 299720.

REF. NO.	PART NO.	DESCRIPTION	REF. NO.	PART NO.	DESCRIPTION	REF. NO.	PART NO.	DESCRIPTION
266	299361	Control—Throttle	323	68878	V-Belt	451	90364	Washer—Lock— No. 8 x 3/64 x 1/32"
268	65616	Casing—Control Wire— 72" long Note: If longer casing is required, specify length in inches; if shorter casing is needed, order No. 65616 and cut to re- quired length.		Note:	67378 V-Belt Used on type No. 0122.	478	221745	Panel—Instrument
			323A	68898	V-Belt	492	297779	Starter—Generator (Delco-Remy No. 1101864 and Pulley— Delco-Remy No. 1949358)
269	26633	Wire—Control—78" long Note: If longer wire is re- quired, specify length in inches; if shorter wire is needed, order No. 26633 and cut to required length	324	221851	Screen—Rotating Note: 222044 Screen— Rotating Used on type Nos. 0122, 0135, 0137, 0140.	493	211785	Bracket—Upper Starter (Used after Code No. 6804191) Note: 211617 Bracket— Upper Starter (Used before Code No. 6804201)
270	63426	Locknut—Control	328	222062	Guard—Belt	493A	211169	Bracket—Lower Starter
271	290568	Lever Assembly— Control Note: 93469 Screw—Sem Used to mount Control Lever on type No. 0131.	329	93294	Screw—Sem Note: 93415 Screw—Sem 62199 Washer—Flat (Loose) Used to mount Control Lever on type Nos. 0122, 0137.	500	91325	Washer—Adjusting Strap to Bracket and Strap to Generator Mounting
300	299477	Muffler—Exhaust Note: Muffler used on type Nos. 0120, 0121, 0127 is furnished by by the equipment manufacturer.	332	230674	Nut—Flywheel	501	297196	Regulator—Voltage (Delco-Remy No. 1119577)
302	91310	Locknut—Elbow	333	298968	Armature Assembly	501A	295924	Regulator—Voltage (Delco-Remy No. 1118988)
303	91308	Elbow—Exhaust—1", 90° Street	334	93381	Screw—Armature to Mounting Bracket Sem	506	90072	Screw—Machine Fill. Head— 8-32 x 5/8"
304	294698	Housing—Blower Note: 297453 Housing— Blower Used on type Nos. 0020, 0023, 0141, 0144.	337	298809	Plug—Spark Note: For Ignition Cable Terminal order No. 221798.	507	66895	Insulator
305	93158	Screw—Sem	339	298185	Breaker Assembly— Ignition	518	69932	Rope—Starter
306	299536	Shield—Cylinder	340	26018	Spring—Breaker Arm	523	299385	Cap and Dipstick— Oil Filler
307	93163	Screw—Sem	342	298125	Plunger—Contact	524	68838	Seal—Filler Pipe
308	221953	Cover—Cylinder Head	343	298060	Condenser	525	299381	Pipe—Oil Filler
321	211555	Fan and V-Belt Pulley Note: 211739 Fan and V-Belt Pulley Used on type Nos. 0122, 0135, 0137, 0140.	345	211327	Cover—Breaker	535	270093	Element—Air Cleaner
			346	93400	Screw—Breaker Cover Mounting Sem	536	299709	Cleaner Assembly— Air Note: 67247 Gasket— Air Cleaner Used on type No. 0136.
			347	220197	Switch—Stop	552	23837	Bushing—Governor Crank
			348	221976	Switch—Stop	553	62222	Cup—Valve Spring
			353	92791	Washer—Lock— Shakeproof	556	90887	Screw—Cap, Hex. Head— 3/8-16 x 1-1/4"
			354	90576	Nut—Hex. —8-32			
			356	295413	Wire—Ground Note: 299656 Wire—Ground Used on type Nos. 0023, 0131, 0132, 0141, 0144. 299907 Wire—Ground Used on type Nos. 0134, 0138.			
			357	91540	Key—Pulley Mounting			
			358	299719	Gasket Set			
			363	19068	Puller—Flywheel (Optional Accessory)			

REF. NO.	PART NO.	DESCRIPTION	REF. NO.	PART NO.	DESCRIPTION	REF. NO.	PART NO.	DESCRIPTION
558	92268	Washer-Lock- 3/8 x 1/8 x 3/32"	578	298583	Wire-Starter Switch to Generator Terminal and Regulator and Indicator Light Terminal	639	*270176	Gasket-Breaker Cover
560	91984	Pin-Cotter- 1/16 x 1/2" long	578A	295162	Wire-Starter Switch	640	298141	Lead-Primary
561	92278	Nut-Hex. -1/4-20	586	22906	Lock-Flywheel Nut	642	221468	Cover-Air Cleaner
562	92613	Bolt-Governor Lever	587	220509	Clamp-Cable	643	280001	Cup-Air Cleaner
564	92980	Screw-Cap, Hex. Head- 1/4-20 x 1/2	588	211440	Bracket-Armature Mounting	644	221755	Base-Air Cleaner
565	93142	Screw-Bracket to Base Mounting	589	93473	Screw-Armature Bracket to Cylinder Mounting Sem		Note:	22338 Base-Air Cleaner Uses: 67247 Gasket- between Pipe and Base Used on type No. 0136.
567	291364	Crank Assembly- Governor	590	93171	Screw-Sem	645	230775	Bushing- Plunger
568	291404	Base Assembly- Engine	592	90356	Nut-Hex. -10-24	646	221932	Brace-Upper Bracket
	Note:	294751 Base Assy. - Engine Used on type Nos. 0020, 0023, 0130, 0131, 0132, 0141, 0142, 0144, 0147. 298398 Base Assy. - Engine Used on type Nos. 0120, 0127. 390916 Base Assembly Engine Used on type No. 0121.	593	*270513	Shim-Mag. Side Bearing Support-.015" thick	646A	221472	Brace-Lower Bracket
				*270514	Shim-Mag. Side Bearing Support-.010" thick	647	211170	Link-Anchor
				*270515	Shim-Mag. Side Bearing Support- .005" thick	648	91439	Screw-Cap, Hex. Head- 1/4-20 x 3/8"
569	*27351	Gasket-Engine Base	601	93053	Clamp-Fuel Pipe	649	93546	Screw-Cap Hex. Head- 5/16-18 x 1-1/4"
570	299459	Support Assy. - Bearing (P. T. O. Side)	605	221933	Bracket-Starter Angle	650	91814	Screw-Cap, Hex. Head- 3/8-16 x 2"
571	299705	Support Assy. - Bearing (Mag. Side)		Note:	Upper Brackets used to mount Generator on type Nos. 0122, 0137 are furnished by the equipment manufacturer. For mounting Pivot Bracket to Upper Bracket use: 90366 Washer- Lock 91325 Washer- Flat (2) 91397 Nut-Hex. 92271 Screw	651	92034	Screw-Cap, Hex. Head- 5/16-18 x 1/2"
572	291871	Guide-Front Air				652	91162	Screw-Bracket to Bracket
573	299450	Plate-Back				653	91442	Screw-Link Anchor Mounting
574	295158	Ammeter (Stewart Warner No. 357-W)					Note:	92909 Screw-Link Anchor Mounting Used on type Nos. 0142, 0147.
575	299139	Switch-Starter	605A	297171	Bracket-Guard	654	230783	Nut-Contact Point Adjusting Screw
576	298579	Wire-Ignition Switch to Indicator Lamp	606	221931	Strap-Adjusting	661	91203	Screw-Cap, Hex. Head- 5/16-18 x 1-3/4"
576A	295160	Wire-Ammeter to Switch	606A	221442	Strap-Adjusting	664	93415	Screw-Sem
577	298582	Wire-Starter Switch to Ignition Switch and "Bat." on Regulator	635	66538	Elbow-Spark Plug	669	222067	Bracket-Belt Guard
577A	295161	Wire-Ammeter to Regulator	636	92864	Washer-Lock	670	230900	Spacer-Fuel Tank Mounting (2)
			637	66154	Washer-Back Plate Term.	694	91324	Washer-Belt Guard
			638	26404	Washer-Back Plate Term.	722	68768	Seal-Plunger
						723	93516	Eyelet-Seal Retainer
						724	221873	Retainer-Plunger Seal
						736	93542	Nut-Clip

* Included in Gasket Set-
Part No. 299719.

REF. NO.	PART NO.	DESCRIPTION	REF. NO.	PART NO.	DESCRIPTION	REF. NO.	PART NO.	DESCRIPTION
737	93546	Screw-Tank and Starter Bracket Mtg.	749	299731	Cover Assembly-Mag. Side	805	93593	Nut-Belt Guard Bracket Mounting
738	221944	Washer-Flat	750	93587	Screw-Mag. Side Cover Mtg. Sem	810	230950	Extension-Crankshaft
739	93535	Screw-Brg. Support Mounting (P. T. O. Side) (4)	751	22355	Washer-Flat	824	298586	Holder-Charge Indicator Lamp
740	221990	Washer-Flat	752	93554	Screw-Plug	825	67245	Lamp-Charge Indicator (#1893 T3-1/4 Bulb, Miniature Bayonet Base, 12 Volt)
741	299472	Gear Assembly-Idler	753	230892	Shaft-Cam Gear	826	298580	Wire-Ignition Switch to Ground
742	93525	Retainer-E-Ring (2) (P. T. O. Side)	754	93528	Bolt-Cam Gear Shaft	827	298581	Wire-Ignition Switch to Breaker Box
743	211605	Gear-Drive	755	299706	Bearing Assembly-Cam Gear	828	298578	Wire-Regulator to Generator
744	93526	Washer-Belleville (2)	756	*270516	Shim-Cam Gear Bearing-.009" thick	840	298561	Kit-Starter-Generator Panel
745	93562	Screw-Drive Gear Mounting		*270517	Shim-Cam Gear Bearing-.007" thick	841	297197	Clamp-Regulator
746	211631	Gear-Drive (Mag. Side)		*270518	Shim-Cam Gear Bearing-.005" thick			
747	299732	Cover Assembly-P. T. O. Side	762	390048	Electric Starter-Generator and Panel Kit-12 Volt			
748	93585	Screw-P. T. O. Cover Mounting Sem	795	298590	Switch-Ignition			

* Included in Gasket Set-
Part No. 299719.

