

# 301430 to 301435

## Illustrated Parts List

### MODEL SERIES

# 301430 to 301435

TYPE NUMBERS  
0010 through 0023  
0110 through 0140

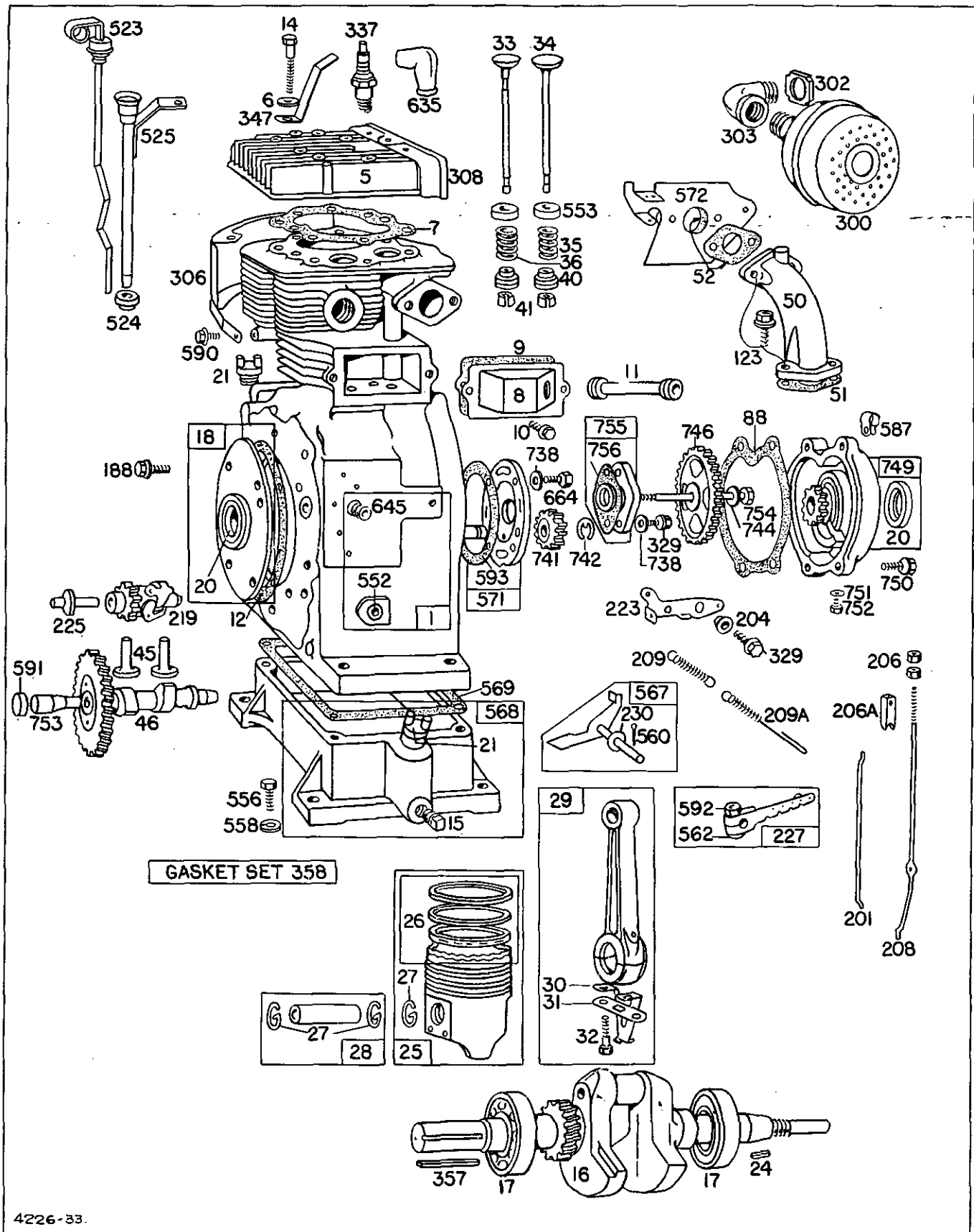
TO FIND  
THE CORRECT NUMBER OF THE PART YOU NEED:  
FOLLOW THE INSTRUCTIONS BELOW

- A. Refer to Engine Model, Type and Code Number that is stamped on the blower housing or name plate of engine. Engine type numbers such as 0123 01 are listed herein only as 0123. The two digits (01 or 02, etc.) to the right of the space are not needed for parts identification. Then use the Illustrated Parts List covering these Model Series.
- B. Refer to Illustrated Parts section and compare the old part with illustration. The number on the illustration is the Reference Number. Assemblies include all parts shown in frames. All parts shown in assembly frames on which individual reference numbers are given can be purchased separately.
- C. After the Reference Number has been identified, refer to the Numerical Parts List, where Reference and Master Part Numbers are listed. THE MASTER PART IS USED ON ALL TYPE NUMBERS EXCEPT THOSE TYPE NUMBERS UNDER "NOTE".
- D. If a "Note" appears below the Master Part Number, this means that this part differs from the Master Part for certain types. If the Type Number is listed under "Note", order the part referred to.
- E. If the Engine Type Number does not appear after any part number listed under "Note", use the Master Part Number.
- F. For Type Numbers higher than those covered by this book, please refer to the factory if you are unable to identify the part by comparison.

PRINTED IN U.S.A.



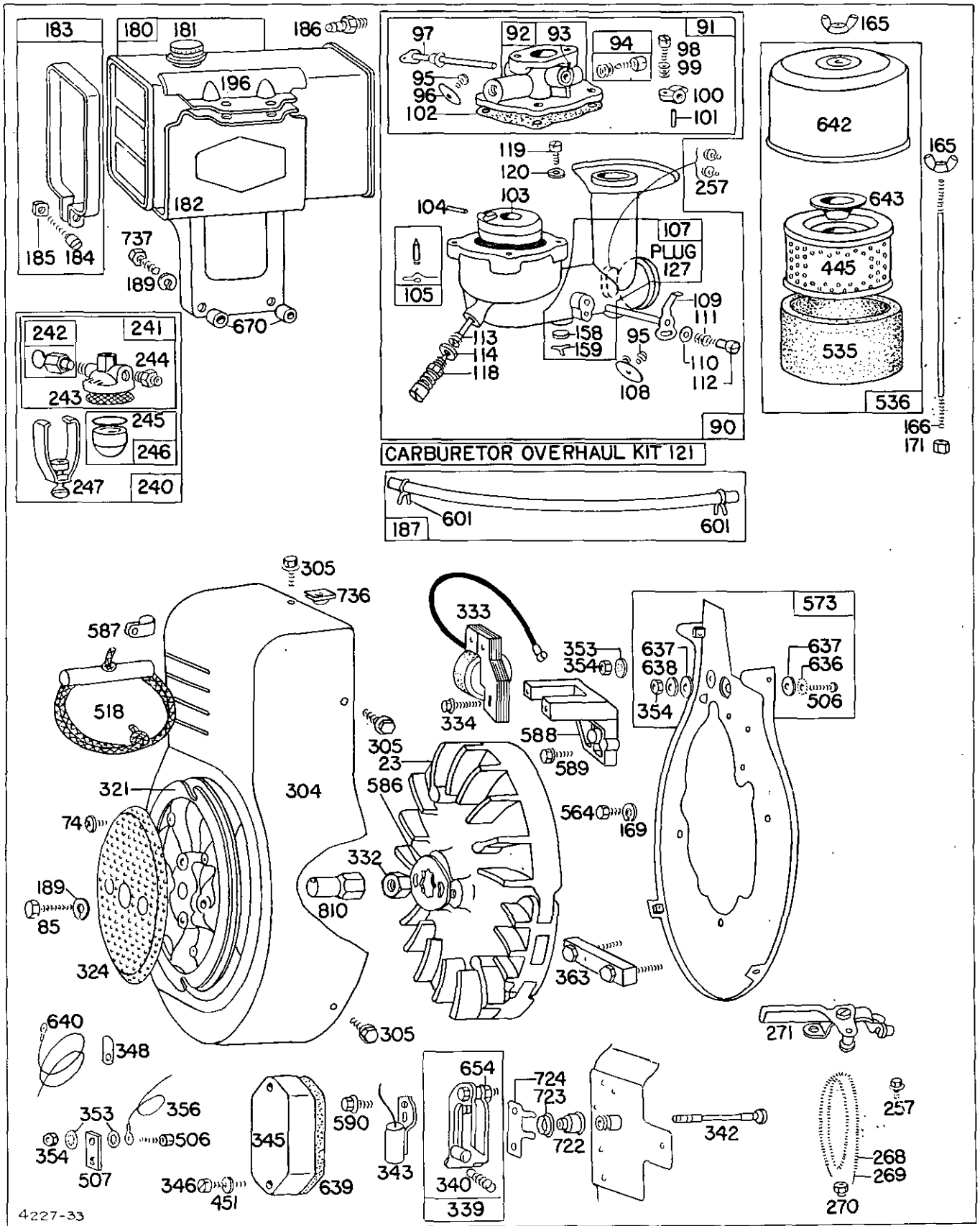
# 301430 to 301435



4226-33.

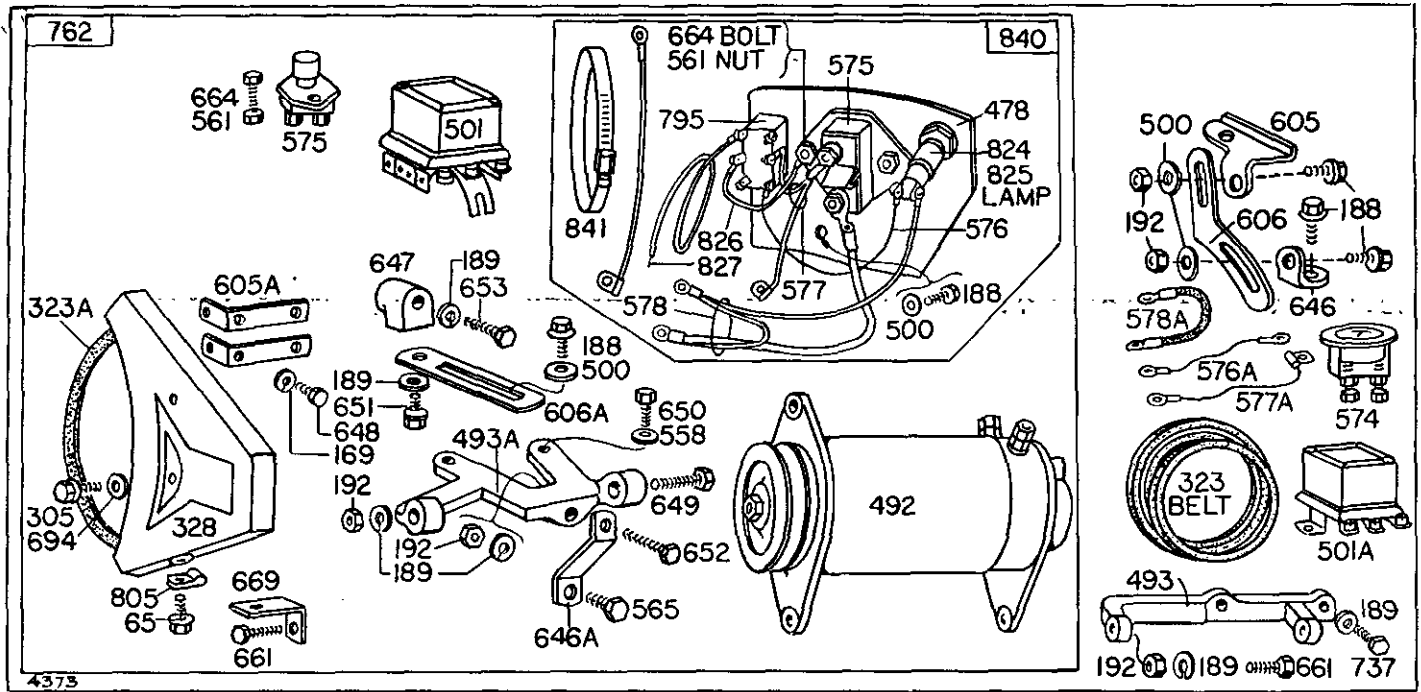
Assemblies include all parts shown in frames.

# 301430 to 301435



Assemblies include all parts shown in frames.

# 301430 to 301435



Assemblies include all parts shown in frames.

## REF. NO. 1 - 21

REF. NO.	PART NO.	DESCRIPTION	REF. NO.	PART NO.	DESCRIPTION	REF. NO.	PART NO.	DESCRIPTION
18	391062	Cover Assy. - Crankcase <b>Note:</b> 291665 Cover Assy. - Crankcase Used on type Nos. 0112, 0113, 0114, 0136. 291710 Cover Assy. - Crankcase Used on type Nos. 0021, 0022, 0128, 0129.	16	261218	Crankshaft <b>Note:</b> 261154 Crankshaft Used on type No. 0113. 261162 Crankshaft Used on type Nos. 0021, 0112, 0128. 261163 Crankshaft Used on type Nos. 0022, 0114, 0129. 261220 Crankshaft Used on type No. 0131. 261221 Crankshaft Used on type No. 0140. 261223 Crankshaft Used on type No. 0136.	1	391096	Cylinder Assembly
20	299609	Seal-Oil <b>Note:</b> 291675 Seal-Oil Used on type Nos. 0021, 0022, 0112, 0113, 0114, 0128, 0129, 0136.	17	291667	Bearing-Ball	5	211889	Head-Cylinder
21	66768	Plug-Oil Filler			6	22963	Washer-Cylinder Head	
					7	*270400	Gasket-Cylinder Head	
					8	299328	Breather	
					9	*27803	Gasket-Valve Cover	
					10	93394	Screw-Breather Mtg. Sem	
					11	68818	Tube-Breather <b>Note:</b> 261173 Spring-Breather Tube Used on type No. 0135.	
					12	*27350	Gasket-Cover	
					14	92674	Screw-Cylinder Head <b>Note:</b> 93211 Screw-Cylinder Head-2-21/32" long (2) Used on type No. 0140.	
					15	91084	Plug-Pipe-3/8"	

\* Included in Gasket Set-Part No. 299719.

REF. NO.	PART NO.	DESCRIPTION	REF. NO.	PART NO.	DESCRIPTION	REF. NO.	PART NO.	DESCRIPTION
23	298975	Flywheel—Magneto Note: 391116 Flywheel—Magneto Used on type No. 0137.		299714	Ring—Piston, Oil, .020" O.S. (w/expander)	90	391065	Carburetor Assembly Note: 390927 Carburetor Assembly (Not available—Use Part No. 391065) Used on type Nos. 0120, 0135.
24	61760	Key—Flywheel		299712	Ring Set—Piston—.030" O.S. Consists of:			
25	299688	Piston Assy.—Std.		211702	Ring—Piston, Comp., Top, .030" O.S.			
	299716	Piston Assy.—.010" O.S.		211703	Ring—Piston, Comp., Center, .030" O.S.			
	299717	Piston Assy.—.020" O.S.		299715	Ring—Piston, Oil, .030" O.S. (w/expander)	91	299687	Body Assembly—Upper Carburetor
	299718	Piston Assy.—.030" O.S.				92	299357	Body—Upper Carburetor
<b>MODEL 301430 SERIES PISTON RING SETS:</b>			27	260924	Lock—Piston Pin	93	23108	Bushing—Throttle Shaft
	Note:	For Chrome Piston Ring Set — Standard Size — order Part No. 299745.	28	299691	Pin Assy.—Piston—Standard	94	†292681	Valve Assembly—Carburetor Idle
26	299690	Ring Set—Piston—Std. Consists of: 211602 Ring—Piston, Comp., Top, Standard 211603 Ring—Piston, Comp., Center, Std. 299689 Ring—Piston, Oil, Std. (w/expander)	29	299632	Rod Assy.—Connecting Note: For Connecting Rod with .020" undersize Crankpin Bore — order No. 390306.	95	93038	Screw—Choke and Throttle Valve Mtg. Sem
	299710	Ring Set—Piston—.010" O.S. Consists of: 211694 Ring—Piston, Comp., Top, .010" O.S. 211695 Ring—Piston, Comp., Center, .010" O.S. 299713 Ring—Piston, Oil, .010" O.S. (w/expander)	30	221777	Dipper—Connecting	96	221939	Valve—Throttle
	299711	Ring Set—Piston—.020" O.S. Consists of: 211698 Ring—Piston, Comp., Top, .020" O.S. 211699 Ring—Piston, Comp., Center, .020" O.S.	31	221776	Lock—Conn. Rod Screw	97	298535	Shaft Assy.—Throttle
			32	230907	Screw—Connecting Rod	98	91920	Screw—Machine, Fill. Hd.—8-32 x 5/8"
			33	261207	Valve—Exhaust	99	26157	Spring—Throttle Adjustment
			34	261206	Valve—Intake	100	61967	Stop—Throttle
			35	26828	Spring—Intake Valve	101	93043	Pin—Throttle Lever
			36	26828	Spring—Exhaust Valve	102	†270268	Gasket—Carburetor Body
			40	292260	Rotocoil—Exhaust and Intake Valve	103	298514	Float—Carburetor
			41	68283	Collar—Valve Spring Retainer	104	†230896	Pin—Float Hinge
			45	26670	Tappet—Valve	105	†299096	Valve—Fuel Inlet
			46	211794	Gear—Cam	107	391066	Body Assembly—Lower Carburetor Note: 391069 Body Assy.—Lower Carburetor Used on type Nos. 0130, 0131, 0140.
			50	211589	Elbow—Carburetor Intake Note: 211419 Elbow—Intake Used on type No. 0135.	108	390936	Valve—Choke
			51	†*270267	Gasket—Intake Elbow	109	298534	Shaft and Lever—Choke Note: 298622 Shaft and Lever—Choke Used on type Nos. 0130, 0131, 0140.
			52	*27381	Gasket—Intake Elbow Mounting			
			65	93163	Screw—Sem	110	62899	Washer—Choke Lever
			74	93521	Screw—Rotating Screen Mounting	111	26155	Spring—Choke Lever
			85	91386	Screw—Fan Pulley Mtg.	112	23123	Screw—Choke Lever
			88	270449	Gasket—Gear Case Cover	113	†390950	Nozzle—Carburetor
						114	†68667	Gasket—Nozzle

\* Included in Gasket Set—Part No. 299719.

† Included in Carburetor Overhaul Kit—Part No. 391071.

# 301430 to 301435 REF. NO. 118 - 323A

REF. NO.	PART NO.	DESCRIPTION	REF. NO.	PART NO.	DESCRIPTION	REF. NO.	PART NO.	DESCRIPTION
118	† 99525	Valve Assembly—Needle	201	260923	Link—Throttle	247	99665	Yoke Assy.—Fuel Filter
119	90746	Screw—Machine, Fill. Hd.—10-32 x 5/8"		Note: 26725	Link—Throttle Used on type No. 0135.	257	93543	Screw—Casing Clamp
120	92290	Washer—Lock—No. 10 x 1/16 x 3/64"	204	23849	Bushing—Control Lever		Note: 93107	Screw—Casing Clamp
121	391071	Carburetor Overhaul Kit		Note: 230919	Bushing—Control Lever Used on type No. 0140.		22372	Clamp—Casing
123	93357	Screw—Hex. Hd.	206	93422	Nut—Gov. Adjusting	268	65616	Casing—Control Wire—72" long
	Note: 93415	Screw—Carb. Mounting Used on type No. 0135.	206A	21772	Nut—Governor Adjusting (Top only)		Note:	If longer casing is required, specify length in inches; if shorter casing is needed, order No. 65616 and cut to required length.
127	† 221747	Plug—Welch	208	230040	Rod—Governor Control	269	26633	Wire—Control—78" long
158	27590	Filter—Carburetor Drain	209	260815	Spring—Governor (2" long)		Note:	If longer wire is required, specify length in inches; if shorter wire is needed, order No. 26633 and cut to required length.
159	220521	Retainer—Carburetor Drain Filter		Note: 26764	Spring—Governor Used on type Nos. 0021, 0022, 0117, 0125, 0128, 0129, 0133, 0136, 0137, 0138.	270	63426	Locknut—Control Wire Casing
165	93453	Nut—Wing	209A	260816	Spring—Governor (2 1/2" long)	271	290568	Lever Assy.—Control
166	231007	Stud—Air Cleaner	219	291192	Gear Assy.—Governor	300	299477	Muffler—Exhaust
169	90832	Washer—Lock—1/4 x 3/32 x 5/64"	223	22814	Lever—Governor Control	302	91310	Locknut—Muffler
171	92129	Nut—Hex.—1/4-28		Note: 221987	Lever—Governor Used with No. 22814	303	91308	Elbow—Exhaust, 1", 90° Street
180	291488	Tank Assembly—Fuel (6 Quart)		Lever on type No. 0140.	304	294698	Housing—Blower	
	Note: 292415	Tank Assy.—Fuel (8 Quart) Used on type Nos. 0127, 0138.	225	291177	Shaft—Governor Gear		Note: 297453	Housing—Blower Used on type Nos. 0020, 0023.
181	69221	Cap—Fuel Tank	227	298399	Lever Assy.—Governor	305	93158	Screw—Sem
182	22813	Bracket—Fuel Tank		Note: 291365	Lever Assy.—Governor Used on type Nos. 0021, 0022, 0117, 0125, 0128, 0129, 0133, 0136, 0137, 0138.	306	299536	Shield—Cylinder
183	291490	Strap Assy.—Fuel Tank	230	22826	Washer—Governor Crank	308	221953	Cover—Cylinder Head
184	91257	Screw—Machine, Fill. Hd.—1/4-20 x 1-1/4"		291177	Shaft—Governor Gear	321	211555	Fan and V-Belt Pulley
185	90970	Nut—Square—1/4-20		298399	Lever Assy.—Governor		Note: 211739	Fan and V-Belt Pulley Used on type No. 0140.
186	230318	Connector—Fuel Pipe	240	295984	Filter Assembly—Fuel	323	68878	V-Belt
	Note: 67218	Connector—Fuel Pipe Used on type Nos. 0130, 0131.	241	296005	Cover Assembly—Fuel Filter	323A	68898	V-Belt
187	296004	Pipe—Flexible Fuel	242	295913	Valve—Fuel Shut-off			
188	93535	Screw—Sem	243	22547	Screen—Fuel Filter			
189	90366	Washer—Lock—5/16 x 1/8 x 1/16"	244	230318	Connector—Fuel Pipe			
192	91397	Nut—Hex. 5/16-18	245	*68477	Gasket—Fuel Filter Bowl			
196	22907	Support—Upper Fuel Tank	246	298683	Bowl—Fuel Filter			

\* Included in Gasket Set—Part No. 299719.

† Included in Carburetor Overhaul Kit—Part No. 391071

REF. NO.	PART NO.	DESCRIPTION	REF. NO.	PART NO.	DESCRIPTION	REF. NO.	PART NO.	DESCRIPTION		
324	221851	Screen—Rotating			391115 Wire—Ground	558	92268	Washer—Lock—		
	Note:	222044 Screen—			Used on type Nos.			3/8 x 1/8 x 3/32"		
		Rotating			0021, 0022, 0140.	560	91984	Pin—Cotter—		
		Used on type No.	357	91540	Key—Pulley Mounting			1/16 x 1/2" long		
		0140.	358	299719	Gasket Set	561	92278	Nut—Hex. —1/4-20		
		222283 Screen—	363	19068	Puller—Flywheel	562	92613	Bolt—Governor Lever		
		Rotating			(Optional Accessory)	564	92980	Screw—Cap, Hex.		
		Used on type No.	445	390930	Cartridge—Air Cleaner			Hd. —1/4-20 x 1/2		
		0131.	451	90364	Washer—Lock—	565	93142	Screw—Bracket to		
328	222062	Guard—Belt			No. 8 x 3/64 x 1/32"			Base Mounting		
329	93294	Screw—Sem	478	221745	Panel—Instrument	567	291364	Crank Assy. —Governor		
	Note:	93415 Screw—Sem	492	297779	Starter—Generator	568	291404	Base Assy. —Engine		
		222289 Washer—Flat			(Delco-Remy No.		Note:	294751 Base Assy. —		
		Used to mount			1101864 and Pulley—			Engine		
		Control Lever			Delco-Remy No.			Used on type Nos.		
		on type No. 0140.			1949358)			0020, 0023.		
332	230674	Nut—Flywheel	493	211785	Bracket—Upper Starter			391165 Base Assy. —		
333	298968	Armature Assembly	493A	211169	Bracket—Lower Starter			Engine		
334	93381	Screw—Armature to	500	91325	Washer—Plain			Used on type Nos.		
		Mounting Bracket Sem	501	297196	Regulator—Voltage			0120, 0130, 0131.		
337	298809	Plug—Spark			(Delco-Remy No.	569	*27351	Gasket—Engine Base		
	Note:	For Ignition Cable			1119577)	571	299705	Support Assy. —Bearing		
		Terminal, order No.			501A	295924	Regulator—Voltage	(Mag. Side)		
		221798.			(Delco-Remy No.			572	291871	Guide—Front Air
		293918 Plug—Spark			1118988)			573	299450	Plate—Back
		Used on type No.	506	90072	Screw—Machine Fill.			574	295158	Ammeter
		0022.			Hd. —8-32 x 5/8"					(Stewart Warner No.
339	298185	Breaker Assy. —Ignition	507	66895	Insulator					357-W)
340	26018	Spring—Breaker Arm	518	69932	Rope—Starter	575	299139	Switch—Starter		
342	298125	Plunger—Contact	523	390947	Cap and Dipstick—	576	298579	Wire—Ignition Switch		
343	298060	Condenser			Oil Filler			to Indicator Lamp		
345	211327	Cover—Breaker			Note:	576A	295160	Wire—Ammeter to		
346	93400	Screw—Breaker Cover			390836 Cap Assy. —			Switch		
		Mounting Sem			Oil Filler			577	298582	Wire—Starter Switch
347	220197	Switch—Stop			Uses: 65304 Gasket			to Ignition Switch and		
348	221976	Switch—Stop			93687 Nipple—			"Bat." on Regulator		
353	92791	Washer—Lock—			Oil Filler			577A	295161	Wire—Ammeter to
		Shakeproof			Used on type No.			Regulator		
354	90576	Nut—Hex. —8-32	524	68838	Seal—Filler Pipe			578	298583	Wire—Starter to
356	295413	Wire—Ground	525	390941	Pipe—Oil Filler					Generator Terminal
	Note:	93722 Terminal—	535	270782	Element—Air Cleaner					and Regulator and
		Ground Wire (Spade	536	391063	Cleaner Assembly—Air					Indicator Terminal
		type)			Note:	578A	295162	Wire—Starter Switch		
		Used on type No.			67247 Gasket—Air			Lock—Flywheel Nut		
		0140.			Cleaner Elbow (3)	586	22906	Clamp—Cable		
		299656 Wire—Ground			Used on type No.	587	220509	Bracket—Armature Mtg.		
		Used on type No.			0135.	588	211440	Screw—Armature		
		0023.	552	23837	Bushing—Governor	589	93473	Bracket to Cylinder		
		299907 Wire—Ground			Crank			Mounting Sem		
		Used on type No.	553	62222	Cup—Valve Spring	590	93171	Screw—Sem		
		0125, 0133.	556	90887	Screw—Cap, Hex.	591	222251	Cam Shaft		
					Hd. —3/8-16 x 1-1/4"					

\* Included in Gasket Set—Part No. 299719.

# 301430 to 301435 REF. NO. 592 - 841

REF. NO.	PART NO.	DESCRIPTION	REF. NO.	PART NO.	DESCRIPTION	REF. NO.	PART NO.	DESCRIPTION
592	90356	Nut—Hex.—10-24	643	222272	Cup—Air Cleaner			Side
593	*270513	Shim—Mag. Side Bearing Support—.015" thick	645	230775	Bushing—Plunger	750	93587	Screw—Mag. Side Cover Mounting Sem
	*270514	Shim—Mag. Side Bearing Support—.010" thick	646	221932	Brace—Upper Bracket	751	22355	Washer—Flat
	*270515	Shim—Mag. Side Bearing Support—.005" thick	646A	221472	Brace—Lower Bracket	752	93554	Screw—Plug
601	93053	Clamp—Fuel Pipe	647	211170	Link—Anchor	753	231006	Shaft—Cam Gear
605	221933	Bracket—Starter Angle	648	91439	Screw—Cap, Hex. Hd.—1/4-20 x 3/8"	754	93528	Bolt—Cam Gear Shaft
	Note:	Upper Brackets used to mount Generator on type No. 0140 are furnished by the Equipment Manufacturer.	649	93546	Screw—Cap, Hex. Hd.—5/16-18 x 1-1/4"	755	299706	Bearing Assy.—Cam Gear
		For mounting Pivot Bracket to Upper Generator Bracket use: 90366 Washer—Lock	650	91814	Screw—Cap, Hex. Hd.—3/8-16 x 2"	756	*270516	Shim—Cam Gear Bearing—.009" thick
		91325 Washer—Flat (2)	651	92034	Screw—Cap, Hex. Hd.—5/16-18 x 1/2"		*270517	Shim—Cam Gear Bearing—.007" thick
		91397 Nut—Hex.	652	91162	Screw—Bracket to Bracket		*270518	Shim—Cam Gear Bearing—.005" thick
		92271 Screw	653	91442	Screw—Link Anchor Mounting	762	390048	Electric Starter—Generator and Panel Kit—12 Volt
605A	297171	Bracket—Guard	654	230783	Nut—Contact Point Adjusting Screw	795	298590	Switch—Ignition
606	221931	Strap—Adjusting	661	91203	Screw—Cap, Hex. Hd.—5/16-18 x 1-3/4"	805	93593	Nut—Belt Guard Bracket Mounting
606A	221442	Strap—Adjusting	664	93415	Screw—Sem	810	230950	Extension—Crankshaft
635	66538	Elbow—Spark Plug	669	222067	Bracket—Belt Guard	824	298586	Holder—Charge Indicator Lamp
636	92864	Washer—Lock	670	230900	Spacer—Fuel Tank Mounting (2)	825	67245	Lamp—Charge Indicator (#1893 T3-1/4 Bulb, Miniature Bayonet Base, 12 Volt)
637	66154	Washer—Back Plate Terminal	694	91324	Washer—Belt Guard	826	298580	Wire—Ignition Switch to Ground
638	26404	Washer—Back Plate Terminal	722	68768	Seal—Plunger	827	298581	Wire—Ignition Switch to Breaker Box
639	*270176	Gasket—Breaker Cover	723	93516	Eyelet—Seal Retainer	828	298578	Wire—Regulator to Generator
640	298141	Lead—Primary	724	221873	Retainer—Plunger Seal	840	298561	Kit—Starter—Generator Panel
642	222271	Cover—Air Cleaner	736	93542	Nut—Clip	841	297197	Clamp—Regulator
			737	93546	Screw—Tank and Starter Bracket Mtg.			
			738	221944	Washer—Flat			
			741	390937	Gear Assembly—Idler			
			742	93525	Retainer—E-Ring			
			744	93526	Washer—Belleville			
			746	211927	Gear—Drive (Mag. Side)			
			749	391061	Cover Assy.—Mag.			

\* Included in Gasket Set—Part No. 299719.