

**320420 to 320428**

# **Illustrated Parts List**

## **MODEL SERIES**

# **320420 to 320428**

### **TYPE NUMBERS**

0010 to 0028

0110 to 0156

### **TO FIND**

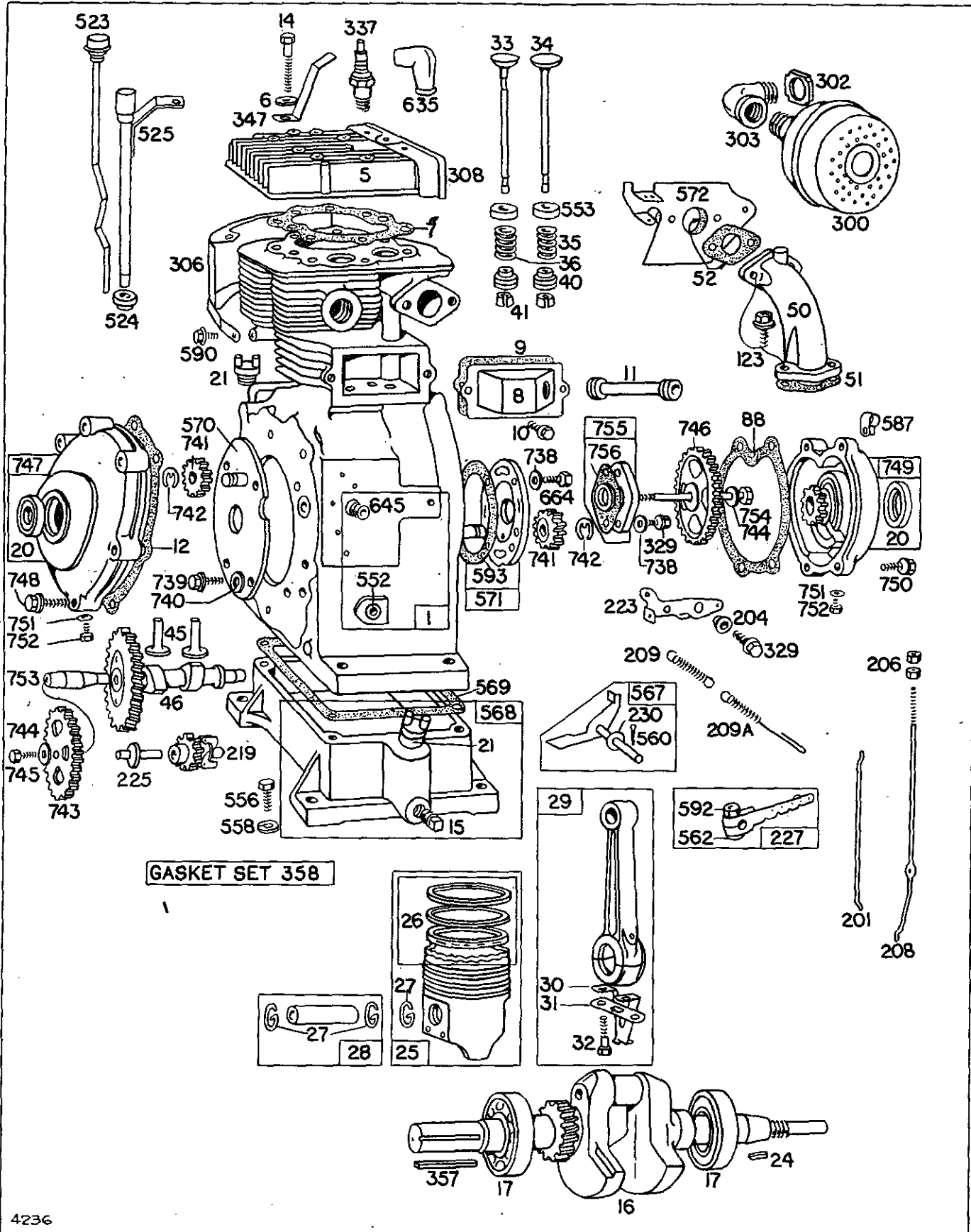
**THE CORRECT NUMBER OF THE PART YOU NEED:  
FOLLOW THE INSTRUCTIONS BELOW**

- A. Refer to Engine Model, Type and Code Number that is stamped on the blower housing or name plate of engine. Engine type numbers such as 0123 01 are listed herein only as 0123. The two digits (01 or 02, etc.) to the right of the space are not needed for parts identification. Then use the Illustrated Parts List covering these Model Series.
- B. Refer to Illustrated Parts section and compare the old part with illustration. The number on the illustration is the Reference Number. Assemblies include all parts shown in frames. All parts shown in assembly frames on which individual reference numbers are given can be purchased separately.
- C. After the Reference Number has been identified, refer to the Numerical Parts List, where Reference and Master Part Numbers are listed. **THE MASTER PART IS USED ON ALL TYPE NUMBERS EXCEPT THOSE TYPE NUMBERS UNDER "NOTE"**.
- D. If a "Note" appears below the Master Part Number, this means that this part differs from the Master Part for certain types. If the Type Number is listed under "Note", order the part referred to.
- E. If the Engine Type Number does not appear after any part number listed under "Note", use the Master Part Number.
- F. For Type Numbers higher than those covered by this book, please refer to the factory if you are unable to identify the part by comparison.

PRINTED IN U.S.A.

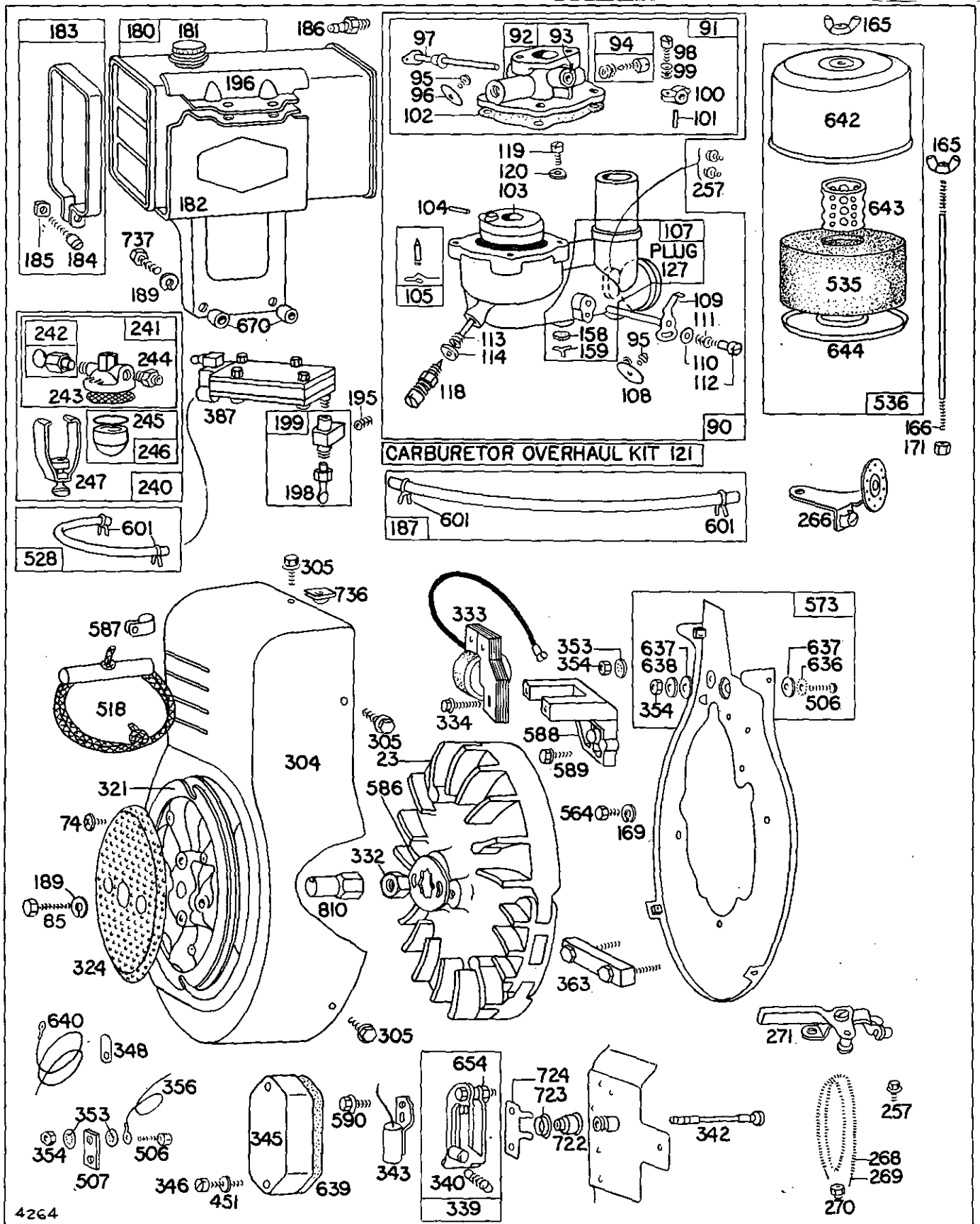


# 320420 to 320428



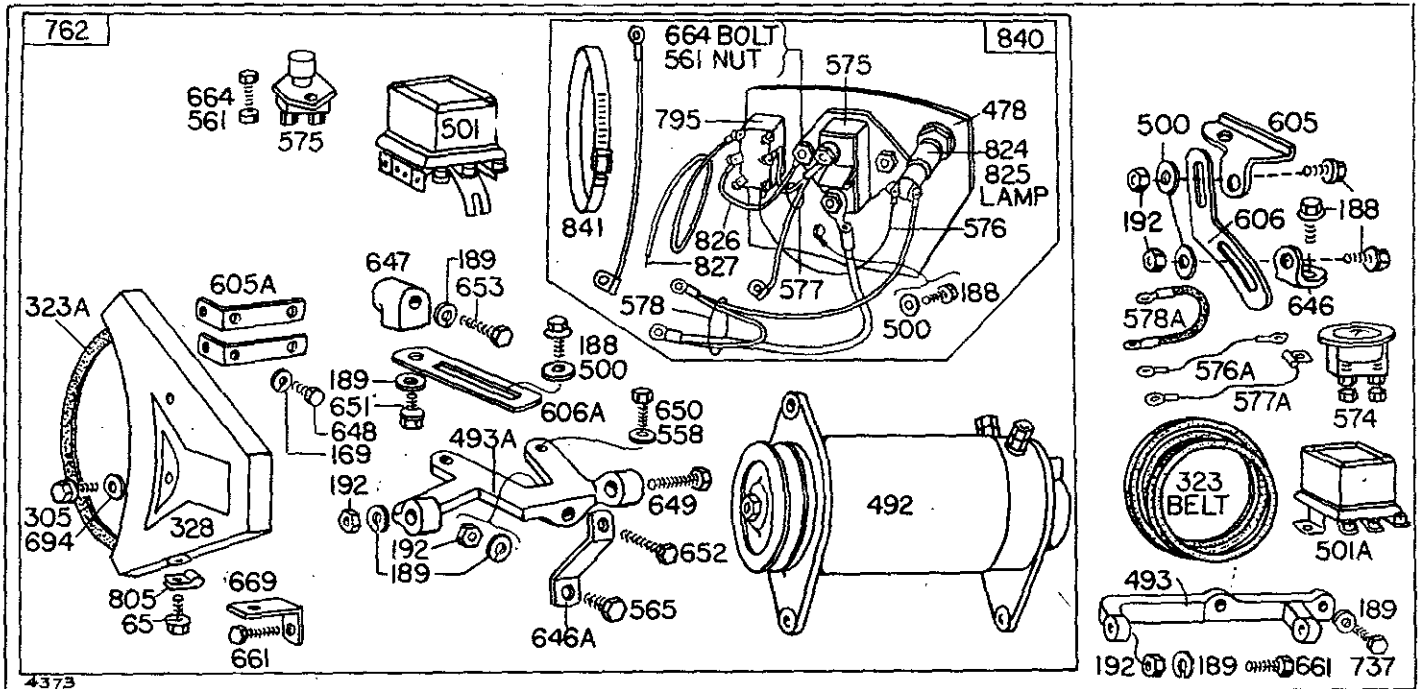
Assemblies include all parts shown in frames.

# 320420 to 320428

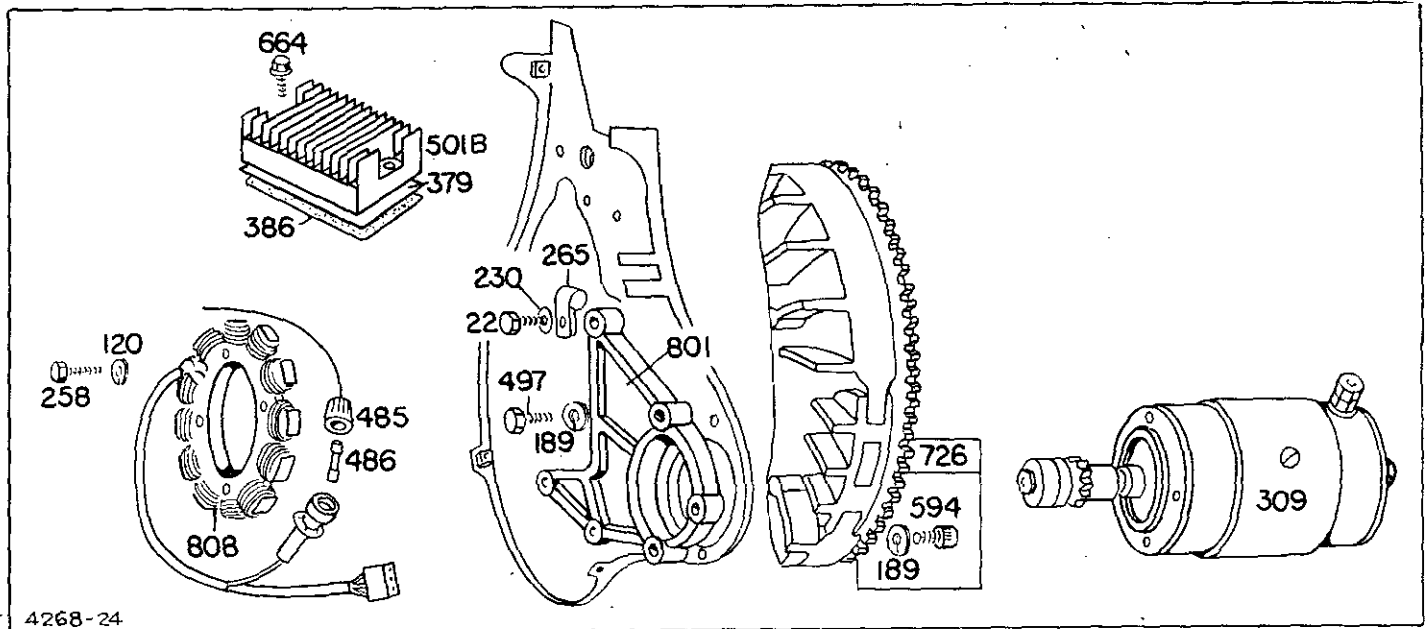


Assemblies include all parts shown in frames.

# 320420 to 320428



Assemblies include all parts shown in frames.



Assemblies include all parts shown in frames.

REF. NO.	PART NO.	DESCRIPTION	REF. NO.	PART NO.	DESCRIPTION	REF. NO.	PART NO.	DESCRIPTION	
1	391044	Cylinder Assembly	20	299609	Seal--Oil			390487 Ring--Piston, Oil, .010" O.S. (w/expander)	
5	211767	Head--Cylinder	21	66768	Plug--Oil Filler			390505 Ring Set--Piston-- .020" O.S. Consists of:	
6	22963	Washer--Cylinder Head	22	93032	Screw--Sem			211825 Ring--Piston, Comp., Top, .020" O.S.	
7	*270662	Gasket--Cylinder Head	23	298975	Flywheel--Magneto			211826 Ring--Piston, Comp., Center, .020" O.S.	
8	299328	Breather		Note:	390165 Flywheel and Alternator Rotor Assembly			390506 Ring--Piston, Oil, .020" O.S. (w/expander)	
9	*27803	Gasket--Valve Cover			Used on type Nos. 0027, 0115, 0119, 0120, 0121, 0123, 0126, 0129, 0131, 0143, 0147, 0150, 0153, 0154.			390507 Ring Set--Piston-- .030" O.S. Consists of:	
10	93394	Screw--Breather Mtg. Sem	24	61760	Key--Flywheel			211828 Ring--Piston, Comp., Top, .030" O.S.	
11	68818	Tube--Breather	25	390364	Piston Assy. -- Standard			211829 Ring--Piston, Comp., Center, .030" O.S.	
12	*270448	Gasket--Cover (P. T. O. Side)	25	390364	Piston Assembly-- Standard			390508 Ring--Piston, Oil, .030" O.S. (w/expander)	
14	92674	Screw--Cylinder Head		390365	Piston Assembly-- .010" O.S.			27 260924 Lock--Piston Pin	
	Note:	93211 Screw--Cylinder Hd. --2-21/32" long (2) Used on type Nos. 0139, 0141, 0142, 0143, 0147.		390366	Piston Assembly-- .020" O.S.			28 299691 Pin Assembly-- Piston--Standard	
		93211 Screw--Cylinder Hd. --2-21/32" long (2)		390367	Piston Assembly-- .030" O.S.			29 299632 Rod Assembly-- Connecting	
		93583 Stud--Cylinder Head (2) (With Hexagon Section) Used to mount Cylinder Head and Mounting Bracket (furnished by equipment manufacturer) on type Nos. 0131, 0140.	<b>MODEL 320400 SERIES PISTON RING SETS</b>					Note:	For Connecting Rod with .020" undersize Crankpin Bore -- order No. 390306.
		93583 Stud--Cylinder Head (7) Used on type No. 0121.		Note:	For Chrome Piston Ring Set-- Standard Size-- order Part No. 390679.			30 221777 Dipper--Connecting Rod	
15	91084	Plug--Pipe--3/8"	26	390484	Ring Set--Piston--Std. Consists of:			31 221776 Lock--Connecting Rod Screw	
		93720 Cap--Pipe			211807 Ring--Piston, Comp., Top, Standard			32 230907 Screw--Connecting Rod	
		93719 Pipe--Oil Drain Used on type No. 0151.			211808 Ring--Piston, Comp., Center, Standard			33 26736 Valve--Exhaust	
16	261218	Crankshaft		390486	Ring Set--Piston-- .010" O.S. Consists of:			34 261070 Valve--Intake	
	Note:	260999 Crankshaft Used on type Nos. 0131, 0139, 0140.			211822 Ring--Piston, Comp., Top, .010" O.S.			35 26828 Spring--Intake Valve	
		261110 Crankshaft Used on type Nos. 0141, 0142.			211823 Ring--Piston, Comp., Center, .010" O.S.			36 26828 Spring--Exhaust Valve	
17	291667	Bearing--Ball						40 292260 Rotocoil--Exhaust and Intake Valve	
								41 68283 Collar--Valve Spring Retainer	
								45 26670 Tappet--Valve	

\* Included in Gasket Set-- Part No. 299719.

# 320420 to 320428 REF. NO. 46 - 195

REF. NO.	PART NO.	DESCRIPTION	REF. NO.	PART NO.	DESCRIPTION	REF. NO.	PART NO.	DESCRIPTION
46	211794	Gear-Cam	103	298514	Float-Carburetor	165	93453	Nut-Wing
50	211589	Elbow-Carburetor Intake	104	† 230896	Pin-Float Hinge		Note:	93294 Screw-Sem
	Note:	211419 Elbow-Intake Used on type Nos. 0123, 0134.	105	† 299096	Valve-Fuel Inlet			62199 Washer (Spacer is furnished by equipment manufacturer) Used on type Nos. 0123, 0134.
51	† *270267	Gasket-Intake Elbow	107	391066	Body Assembly-Lower Carburetor			
52	*27381	Gasket-Intake Elbow Mounting		Note:	391069 Body Assy. - Lower Carburetor Used on type Nos. 0120, 0121, 0122, 0123, 0127, 0130, 0131, 0132, 0134, 0135, 0139, 0140, 0141, 0142, 0143, 0144, 0147, 0148, 0149, 0151, 0154.	166	230768	Stud-Air Cleaner
65	93163	Screw-Sem	108	298730	Valve-Choke		Note:	230840 Stud-Air Cleaner Used on type Nos. 0123, 0134.
74	93521	Screw-Rotating Screen Mounting	109	298534	Shaft and Lever-Choke			390688 Stud-Air Cleaner Used on type Nos. 0132, 0151.
85	91386	Screw-Fan Pulley Mounting		Note:	298622 Shaft and Lever-Choke Used on type Nos. 0120, 0121, 0122, 0123, 0127, 0130, 0131, 0132, 0134, 0135, 0139, 0140, 0141, 0142, 0143, 0144, 0147, 0148, 0149, 0151, 0154.	169	90832	Washer-Lock- 1/4 x 3/32 x 5/64"
88	*270449	Gasket-Cover (Mag. Side)	110	62899	Washer-Choke Lever	171	92129	Nut-Hex. -1/4-28
90	299353	Carburetor Assembly (Not available-Use Part No. 391065)	111	26155	Spring-Choke Lever	180	291488	Tank Assembly-Fuel (6 Quart)
	Note:	299551 Carburetor Assembly Not available-Use Part No. 391070) Used on type Nos. 0120, 0121, 0122, 0123, 0127, 0130, 0131, 0132, 0134, 0135, 0139, 0140, 0141, 0142, 0143, 0144, 0147, 0148, 0149, 0151, 0154.	112	23123	Screw-Choke Lever		Note:	292415 Tank Assy. - Fuel (8 Quart) Used on type Nos. 0125, 0128, 0145, 0149, 0150.
91	299687	Body Assembly-Upper Carburetor	113	† 299518	Nozzle-Carburetor	181	69221	Cap-Fuel Tank
92	299357	Body-Upper Carb.	114	† 68667	Gasket-Nozzle	182	22813	Bracket-Fuel Tank
93	23108	Bushing-Throttle Shaft	118	† 99525	Valve-Needle	183	291490	Strap Assembly-Fuel Tank
94	† 292681	Valve Assembly-Carburetor Idle	119	90746	Screw-Machine, Fill. Hd. -10-32 x 5/8"	184	91257	Screw-Machine, Fill. Hd. -1/4-20 x 1-1/4"
95	93038	Screw-Choke and Throttle Valve Mtg. Sem	120	92290	Washer-Lock-No. 10 x 1/16 x 3/64"	185	90970	Nut-Square-1/4-20
96	221939	Valve-Throttle	121	299720	Carburetor Overhaul Kit	186	230318	Connector-Fuel Pipe
97	298535	Shaft Assy. -Throttle	123	93357	Screw-Hex. Hd.		Note:	67218 Connector-Fuel Pipe Used on type Nos. 0120, 0121, 0122, 0123, 0134.
98	91920	Screw-Machine, Fill. Hd. -8-32 x 5/8"		Note:	93415 Screw-Sem (4) Used on type Nos. 0123, 0134.	187	296004	Pipe-Flexible Fuel
99	26157	Spring-Throttle Adjustment	127	† 221747	Plug-Welch		Note:	299146 Pipe-Flexible Fuel Used on type No. 0121.
100	61967	Stop-Throttle	158	27590	Filter-Carburetor Drain	188	93535	Screw-Sem
101	93043	Pin-Throttle Lever	159	220521	Retainer-Carburetor Drain Filter	189	90366	Washer-Lock- 5/16 x 1/8 x 1/16"
102	† 270268	Gasket-Carburetor Body				192	91397	Nut-Hex. 5/6-18
						195	91635	Nipple

\* Included in Gasket Set- Part No. 299719.

† Included in Carburetor Overhaul Kit-Part No. 299720.

REF. NO.	PART NO.	DESCRIPTION	REF. NO.	PART NO.	DESCRIPTION	REF. NO.	PART NO.	DESCRIPTION
196	22907	Support—Upper Fuel Tank		<b>Note:</b> 291365	Lever Assy. — Governor	269	26633	Wire—Control—78" long
198	293934	Valve—Shut-Off			Used on type Nos. 0117, 0124, 0128, 0133, 0136, 0137, 0138.		<b>Note:</b>	If longer wire is required, specify length in inches; if shorter wire is needed, order No. 26633 and cut to required length.
199	297563	Outlet—Fuel						
201	260923	Link—Throttle						
	<b>Note:</b> 26725	Link—Throttle						
		Used on type Nos. 0123, 0134.	230	22826	Washer—Flat			
204	23849	Bushing—Control Lever	240	295984	Filter Assembly—Fuel			
	<b>Note:</b> 230919	Bushing—Control Lever		<b>Note:</b> 297563	Outlet Assy. Fuel Tank	270	63426	Locknut—Control Wire Casing
		Used on type Nos. 0131, 0139, 0140, 0141, 0142, 0143, 0147.			298090 Filter—Fuel (in Fuel Pipe)	271	290568	Lever Assembly—Control
					Used on type No. 0121.	300	390247	Muffler—Exhaust
206	93422	Nut—Governor Adjusting	241	296005	Cover Assembly—Fuel Filter	302	91310	Locknut—Muffler
	<b>Note:</b> 21772	Nut—Governor Adjusting (top only)	242	295913	Valve—Fuel Shut-off	303	91308	Elbow—Exhaust, 1", 90° Street
		Used on type Nos. 0020, 0023, 0027, 0117, 0120, 0121, 0122, 0124, 0127, 0128, 0133, 0136, 0137, 0138, 0146.		<b>Note:</b> 293934	Valve—Fuel Shut-off	304	294698	Housing—Blower
					Used on type No. 0121.		<b>Note:</b> 297453	Housing—Blower
208	230040	Rod—Governor Control	243	22547	Screen—Fuel Filter			Used on type Nos. 0020, 0023, 0130, 0133, 0135, 0138, 0144, 0145, 0146, 0148, 0149, 0155.
209	260815	Spring—Governor (2" long)	244	230318	Connector—Fuel Pipe			390244 Housing—Blower
	<b>Note:</b> 26764	Spring—Gov.	245	*68477	Gasket—Fuel Filter Bowl			Used on type Nos. 0027, 0115, 0119, 0120, 0121, 0123, 0126, 0129, 0131, 0143, 0147, 0150, 0153, 0154.
		Used on type Nos. 0117, 0124, 0128, 0133, 0136, 0137, 0138.	246	298683	Bowl—Fuel Filter			390663 Housing—Blower
209A	260816	Spring—Governor (2-1/2" long)	247	99665	Yoke Assembly—Fuel Filter			Used on type Nos. 0132, 0151.
219	291192	Gear Assembly—Governor	257	93543	Screw—Casing Clamp	305	93158	Screw—Sem
223	22814	Lever—Governor Control		<b>Note:</b> 93107	Screw—Casing Clamp	306	299536	Shield—Cylinder
	<b>Note:</b> 221987	Lever—Gov. Control			22372 Clamp—Casing	308	221953	Cover—Cylinder Head
		Used with No. 22814 Lever on type Nos. 0131, 0139, 0140, 0141, 0142, 0143, 0147.			221988 Bracket—Casing Clamp	309	390115	Motor—Starting
225	291177	Shaft—Governor Gear			Used on type Nos. 0131, 0139, 0140, 0141, 0142, 0143, 0147.	321	211555	Fan and V-Belt Pulley
227	298399	Lever Assembly—Governor	258	93611	Screw—Stator Mtg.		<b>Note:</b> 211739	Fan and V-Belt Pulley
			265	93468	Clamp—Stator Wire			Used on type Nos. 0120, 0121, 0127, 0131, 0135, 0139, 0140, 0141, 0142, 0143, 0147, 0148, 0150, 0154.
			266	299361	Control—Throttle			
			268	65616	Casing—Control Wire—72" long			
				<b>Note:</b>	If longer casing is required, specify length in inches; if shorter casing is needed, order No. 65616 and cut to required length.			

\* Included in Gasket Set—Part No. 299719.

# 320420 to 320428 REF. NO. 323 - 568

REF. NO.	PART NO.	DESCRIPTION	REF. NO.	PART NO.	DESCRIPTION	REF. NO.	PART NO.	DESCRIPTION
323	68878	V-Belt	356	295413	Wire—Ground			
	Note:	67378 V-Belt Used on type Nos. 0140, 0142.		Note:	299656 Wire—Ground Used on type Nos. 0023, 0133, 0137, 0138, 0155.		Note:	390836 Cap and Dipstick—Oil Filler Uses: 65304 Gasket Filler Cap 93687 Nipple— Oil Filler
323A	68898	V-Belt	357	91540	Key—Pulley Mounting	524	68838	Seal—Filler Pipe
324	221851	Screen—Rotating	358	299719	Gasket Set	525	299381	Pipe—Oil Filler
	Note:	222044 Screen— Rotating Used on type Nos. 0120, 0121, 0127, 0131, 0135, 0139, 0140, 0141, 0142, 0143, 0147, 0148, 0150, 0154.	363	19068	Puller—Flywheel (Optional Accessory)		Note:	390667 Pipe—Oil Filler Used on type Nos. 0132, 0151, 0154.
328	222062	Guard—Belt	379	222156	Plate—Cover			
329	93294	Screw—Sem	386	270681	Gasket—Cover Plate			
	Note:	93415 Screw—Sem 62199 Washer—Flat Used to mount Control Lever on type Nos. 0131, 0139, 0140, 0141, 0142, 0143, 0147.	387	390665	Pump—Impulse			
			451	90364	Washer—Lock—No. 8 x 3/64 x 1/32"			
			478	221745	Panel—Instrument	528	299942	Pipe—Fuel
			485	390888	Knob Assembly—Fuse	535	270093	Element—Air Cleaner
			486	67345	Fuse—15 Amp.	536	299709	Cleaner Assembly— Air
			492	297779	Starter—Generator (Delco-Remy No. 1101864 and Pulley— Delco-Remy No. 1949358)	552	23837	Bushing—Governor Crank
			493	211785	Bracket—Upper Starter	553	62222	Cup—Valve Spring
332	230674	Nut—Flywheel	493A	211169	Bracket—Lower Starter	556	90887	Screw—Cap, Hex. Hd.—3/8-16 x 1-1/4"
333	298968	Armature Assembly	497	93618	Screw—Hex. Hd.	558	92268	Washer—Lock— 3/8 x 1/8 x 3/32"
334	93381	Screw—Armature to Mounting Bracket Sem	500	91325	Washer—Adjusting Strap to Bracket and Strap to Generator Mounting	560	91984	Pin—Cotter— 1/16 x 1/2" long
337	29693	Plug—Spark (2" High—51 M. M.)	501	297196	Regulator—Voltage (Delco-Remy No. 1119577)	561	92278	Nut—Hex.—1/4-20
		298809 Plug—Spark (1-1/2" High— 38 M. M.)	501A	295924	Regulator—Voltage (Delco-Remy No. 1118988)	562	92613	Bolt—Governor Lever
	Note:	Spark Plugs 29693 and 298809 use Ignition Cable Terminal No. 221798.		Note:	296180 Regulator— Voltage (Delco-Remy No. 1119165)	564	92980	Screw—Cap, Hex. Hd.—1/4-20 x 1/2
339	298185	Breaker Assembly— Ignition			Used on type No. 0144.	565	93142	Screw—Bracket to Base Mounting
340	26018	Spring—Breaker Arm	501B	390240	Regulator—Voltage	567	291364	Crank Assembly— Governor
342	298125	Plunger—Contact	506	90200	Screw—Machine Fill. Hd.—8-32 x 1/2"	568	291404	Base Assembly— Engine
343	298060	Condenser	507	66895	Insulator		Note:	Base on type No. 0122 is furnished by the equipment manu- facturer.
345	211327	Cover—Breaker	518	69932	Rope—Starter			294751 Base Assy.— Engine Used on type Nos. 0020, 0023, 0130, 0133, 0135, 0137, 0138, 0144, 0145, 0146, 0148, 0149, 0155.
346	93400	Screw—Breaker Cover Mounting Sem	523	299385	Cap and Dipstick— Oil Filler			
347	220197	Switch—Stop						
348	221976	Switch—Stop						
353	92791	Washer—Lock— Shakeproof						
354	90576	Nut—Hex.—8-32						



REF. NO.	PART NO.	DESCRIPTION	REF. NO.	PART NO.	DESCRIPTION	REF. NO.	PART NO.	DESCRIPTION
		298398 Base Assy. - Engine Used on type No. 0123.	593	*270513	Shim-Mag. Side Bearing Support-.015" thick	649	93546	Screw-Cap, Hex. Hd.-5/16-18 x 1-1/4"
		391165 Base Assy. - Engine Used on type Nos. 0122, 0134, 0151.		*270514	Shim-Mag. Side Bearing Support-.010" thick	650	91814	Screw-Cap, Hex. Hd.-3/8-16 x 2"
569	*27351	Gasket-Engine Base		*270515	Shim-Mag. Side Bearing Support-.005" thick	651	92034	Screw-Cap, Hex. Hd.-5/16-18 x 1/2"
570	299459	Support Assembly-Bearing (P. T. O. Side)	594	93702	Screw-Cap, Socket Head	652	91162	Screw-Bracket to Bracket
571	299705	Support Assembly-Bearing (Mag. Side)	601	93053	Clamp-Fuel Pipe	653	91442	Screw-Link Anchor Mounting
572	291871	Guide-Front Air	606	221933	Bracket-Starter Angle		Note:	92909 Screw-Link Anchor Mounting Used on type Nos. 0130, 0144.
573	299450	Plate-Back		Note:	Upper Brackets used to mount Generator on type Nos. 0131, 0139, 0140, 0141, 0142, 0143, 0147 are furnished by the equipment manufacturer.	654	230783	Nut-Contact Point Adjusting Screw
	Note:	390242 Plate-Back Used on type Nos. 0027, 0115, 0119, 0120, 0121, 0123, 0126, 0129, 0131, 0143, 0147, 0150, 0153, 0154.			For mounting Pivot Bracket to Upper Generator Bracket use: 90366 Washer-Lock	661	91203	Screw-Cap, Hex. Hd.-5/16-18 x 1-3/4"
574	295158	Ammeter (Stewart Warner No. 357-W)			91325 Washer-Flat (2)	664	93415	Screw-Sem
575	299139	Switch-Starter			91397 Nut-Hex.	669	222067	Bracket-Belt Guard
576	298579	Wire-Ignition Switch to Indicator Lamp			92271 Screw	670	230900	Spacer-Fuel Tank Bracket Mtg. (2)
576A	295160	Wire-Ammeter to Switch	605A	297171	Bracket-Guard	694	91324	Washer-Belt Guard
577	298582	Wire-Starter Switch to Ignition Switch and "Bat." on Regulator	606	221931	Strap-Adjusting	722	68768	Seal-Plunger
			606A	221442	Strap-Adjusting	723	93516	Eyelet-Seal Retainer
577A	295161	Wire-Ammeter to Regulator	635	66538	Elbow-Spark Plug	724	221873	Retainer-Plunger Seal
578	298583	Wire-Starter to Generator Terminal and Indicator Terminal	636	92864	Washer-Lock	726	390542	Gear-Flywheel Ring (includes mounting parts)
578A	295162	Wire-Starter Switch	637	66154	Washer-Back Plate Term.	736	93542	Nut-Clip
586	22906	Lock-Flywheel Nut	638	26404	Washer-Back Plate Term.	737	93546	Screw-Tank and Starter Bracket Mounting
587	220509	Clamp-Cable	639	*270176	Gasket-Breaker Cover	738	221944	Washer-Flat
588	211440	Bracket-Armature Mounting	640	298141	Lead-Primary	739	93535	Screw-Bearing Support Mounting (P. T. O. Side) (4)
589	93473	Screw-Armature Bracket to Cylinder Mounting Sem	642	221468	Cover-Air Cleaner	740	221990	Washer-Flat
			643	280001	Cup-Air Cleaner	741	299472	Gear Assembly-Idler Retainer-E-Ring (2)
590	93171	Screw-Sem	644	221755	Base-Air Cleaner	742	93525	Retainer-E-Ring (2)
592	90356	Nut-Hex. -10-24	645	230775	Bushing-Plunger	743	211605	Gear-Drive (P. T. O. Side)
			646	221932	Brace-Upper Bracket	744	93526	Washer-Belleville (2)
			646A	221472	Brace-Lower Bracket	745	93562	Screw-Drive Gear Mounting
			647	211170	Link-Anchor	746	211631	Gear-Drive (Mag. Side)
			648	91439	Screw-Cap, Hex. Hd. -1/4-20 x 3/8"	747	299732	Cover Assy. -P. T. O. Side
						748	93585	Screw-P. T. O. Cover Mounting Sem

\* Included in Gasket Set-  
Part No. 299719.

# 320420 to 320428 REF. NO. 749 - 841

REF. NO.	PART NO.	DESCRIPTION	REF. NO.	PART NO.	DESCRIPTION	REF. NO.	PART NO.	DESCRIPTION
749	390299	Cover Assy. -Mag. Side		*270518	Shim-Cam Gear Brg. -.005" thick	825	67245	Lamp-Charge Indicator (#1893 T3-1/4 Bulb, Miniature Bayonet Base, 12 Volt)
750	93587	Screw-Mag. Side Cover Mounting Sem	762	390048	Electric Starter-Generator and Panel Kit-12 Volt	826	298580	Wire-Ignition Switch to Ground
751	22355	Washer-Flat	795	298590	Switch-Ignition	827	298581	Wire-Ignition Switch to Breaker Box
752	93554	Screw-Plug	801	211766	Bracket-Starter Motor	828	298578	Wire-Regulator to Generator
753	230892	Shaft-Cam Gear	805	93593	Nut-Belt Guard Bracket Mounting	840	298561	Kit-Starter Generator Panel
754	93528	Bolt-Cam Gear Shaft	808	390139	Stator Assembly	841	297197	Clamp-Regulator
755	299706	Bearing Assembly-Cam Gear	810	230950	Extension-Crankshaft			
756	*270516	Shim-Cam Gear Brg. -.009" thick	824	298586	Holder-Charge Indicator Lamp			
	*270517	Shim-Cam Gear Brg. -.007" thick						

\* Included in Gasket Set- Part No. 299719.