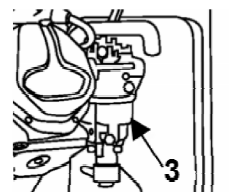
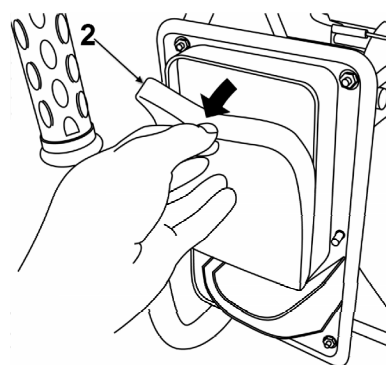
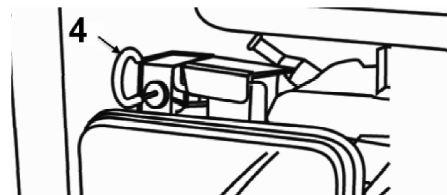
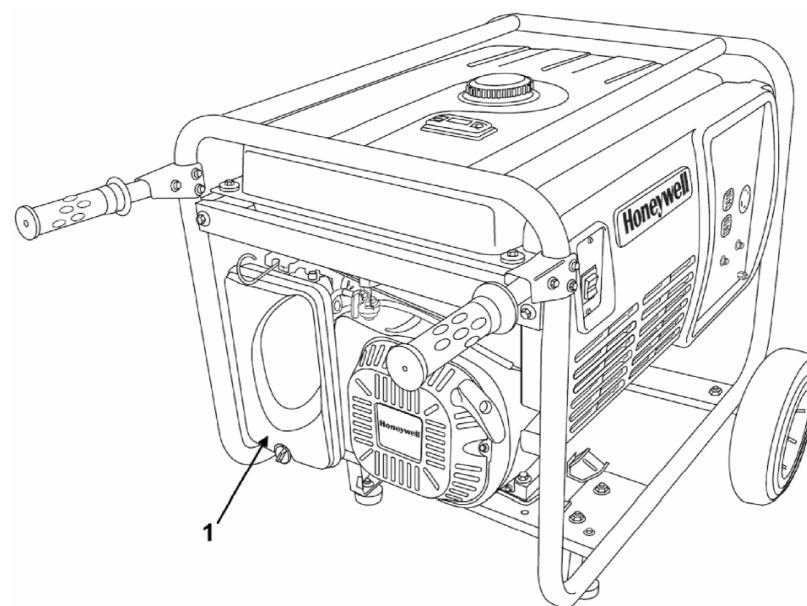


1. APPLICABLE DOCUMENTS:
ASME Y14.5M-1994, DIMENSIONING AND TOLERANCING
ASME Y14.38-1999, ABBREVIATIONS AND ACRONYMS

2. MATERIAL:
HEAT TREATMENT:
SURFACE FINISH:
COATING:
CLEANLINESS:
APPROX WEIGHT OF FINISHED PART:

3. SHEET TOLERANCE UNLESS OTHERWISE SPECIFIED:
X = +/- 0.8mm X.X = +/- 0.3mm X.XX = +/- 0.13mm



4	100927	A	CHOKE ASSEMBLY	1	ea
3	100924	A	CARBURETOR, 337cc	1	ea
2	100833	A	AIR FILTER	1	ea
1	100832	A	AIR CLEANER ASSY	1	ea
ITEM NO.	PART NO.	REV.	DESCRIPTION	QTY	UM



THIRD ANGLE PROJECTION:



INTERPRET GEOMETRIC
TOLERANCING PER
ASME Y14.5M-1994

DO NOT SCALE DRAWING

CHECKED BY		
------------	--	--

CHECKED BY		
RELEASED BY		

NORTHSHORE POWER SYSTEMS, LLC
NSPSYSTEMS.COM

PROPRIETARY AND CONFIDENTIAL
INFORMATION CONTAINED IN THIS DRAWING IS CONFIDENTIAL
THE SOLE PROPERTY OF NORTHSORE POWER SYSTEMS.
REPRODUCTION IN PART OR AS A WHOLE WITHOUT THE WRITTEN
CONSENT OF NORTHSORE POWER SYSTEMS IS PROHIBITED.

PART NAME
FUEL SYSTEM HW5500

08	SIZE	PART NO.	101398A
	C		

SCALE: 1:1	METRIC	SHEET 1 OF 1
------------	--------	--------------