


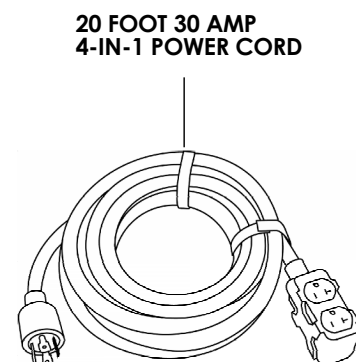
1. APPLICABLE DOCUMENTS:
ASME Y14.5M-1994, DIMENSIONING AND TOLERANCING
ASME Y14.38-1999, ABBREVIATIONS AND ACRONYMS

2. MATERIAL:
HEAT TREATMENT:
SURFACE FINISH:
COATING:
CLEANLINESS:
APPROX WEIGHT OF FINISHED PART:

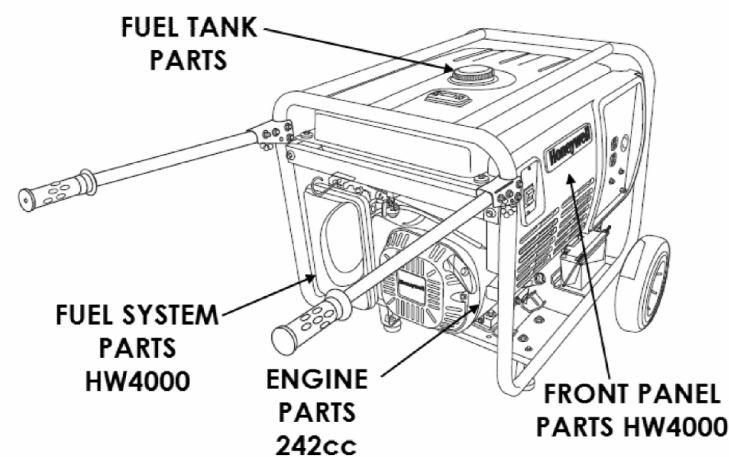
3. SHEET TOLERANCE UNLESS OTHERWISE SPECIFIED:
X = +/- 0.8mm X.X = +/- 0.3mm X.XX = +/- 0.13mm



LABEL AND DOCUMENTS
HW4000



**20 FOOT 30 AMP
4-IN-1 POWER CORD**

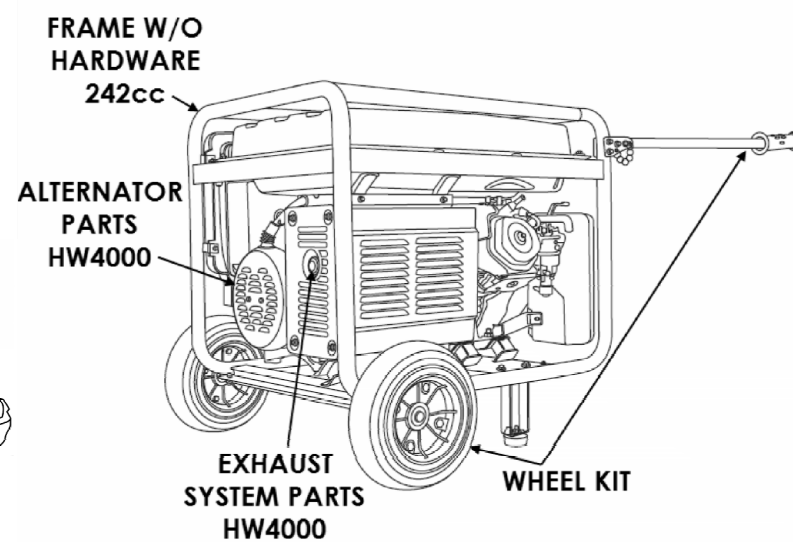


FUEL TANK PARTS

FUEL SYSTEM PARTS HW4000

**ENGINE
PARTS
242cc**

FRONT PANEL PARTS HW4000



FRAME W/O
HARDWARE
242cc \

ALTERNATOR PARTS

EXHAUST SYSTEM PARTS HW4000

WHEEL KIT

10	101471	A	HW4000 LABELS AND DOCUMENTS	1	ea
9	101403	A	FRONT PANEL PARTS HW4000	1	ea
8	101397	A	ENGINE PARTS 242cc	1	ea
7	101390	A	FUEL SYSTEM HW4000	1	ea
6	101388	A	ALTERNATOR PARTS HW4000	1	ea
5	101384	A	EXHAUST SYSTEM PARTS HW4000	1	ea
4	101359	A	WHEEL KIT PARTS	1	ea
3	101357	A	FUEL TANK PARTS	1	ea
2	101027	A	20 FOOT 30 AMP 4-IN-1 POWER CORD	1	ea
1	100969	A	FRAME W/O HARDWARE 242cc	1	ea
ITEM NO.	PART NO.	REV.	DESCRIPTION	QTY	UM



THIRD ANGLE PROJECTION:



INTERPRET GEOMETRIC
TOLERANCING PER
ASME Y14.5M-1994

DO NOT SCALE DRAWING

AWN BY RCO 2008.

RELEASED BY		
-------------	--	--

NORTHSHORE POWER SYSTEMS, LLC
NSPSYSTEMS.COM

PROPRIETARY AND CONFIDENTIAL
 INFORMATION CONTAINED IN THIS DRAWING IS CONFIDENTIAL
 THE SOLE PROPERTY OF NORTSHORE POWER SYSTEMS
 REPRODUCTION IN PART OR AS A WHOLE WITHOUT THE WRITTEN
 PERMISSION OF NORTSHORE POWER SYSTEMS IS PROHIBITED

PART NAME	SUBSYSTEM LOCATION
	HW4000

23	SIZE	PART NO.	
	C		101434A

SCALE: 1:5	METRIC	SHEET 1 OF 1
------------	--------	--------------

3